


SVEN LUNDESTAD

*Classical*  
**GUITAR**  
*Repertoire*

Vol. I  
(with tablature)



# *Classical* **GUITAR** *Repertoire*

Vol. I

## Contents

		Page
1. Anon.	Twinkle, twinkle little star	6
2. J. Johansson/Trad.:	Swedish folksong	7
3. S. L. Weiss:	Minuet	8
4. J. S. Bach:	Musette	9
5. M. Carcassi:	Rondo	10
6. J. Benda:	Sonatina	12
7. A. Mc Broom:	The Rose	14
8. D. Reinhardt:	Nuages	16
9. D. Reinhardt/S. Grappelly:	Tears	18
10. S. Lundestad:	The Knight's Night	20
11. S. Lundestad/M. Praetorius:	Merry Christmas!	21

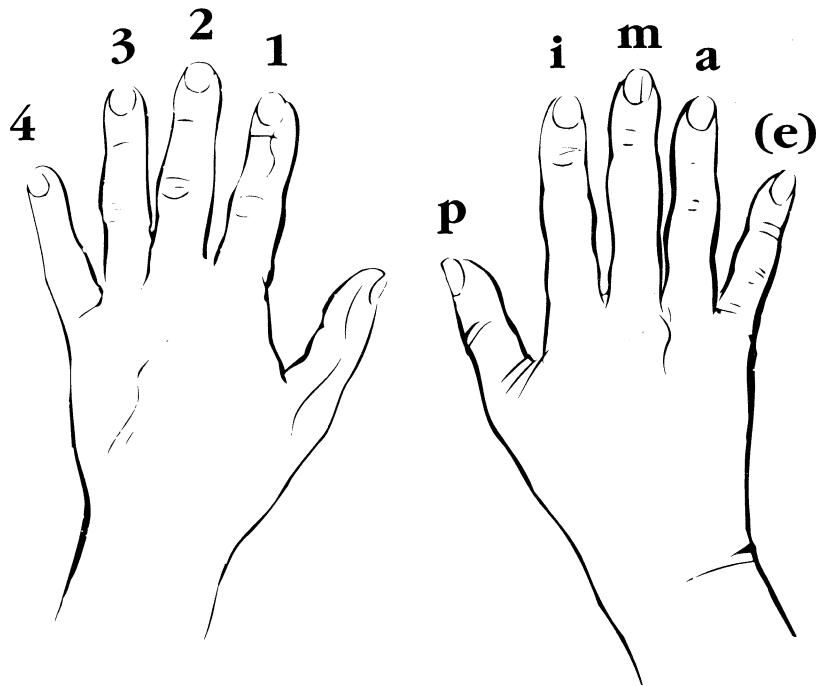
Arranged by Sven Lundestad



**WARNER/CHAPPELL MUSIC**  
**NORWAY A/S**

# SYMBOLS

## LEFT AND RIGHT HAND



PIMA is the abbreviation for the Spanish names for the fingers

P = PULGAR

I = INDICE

M = MEDIO

A = ANULAR

O = open string

① ② ③ etc. – indicates the strings


I,II,III etc – indicates the positions (The fret where the 1st finger is placed)

C – means capo or barrè

2/6–4/6–5/6 C – indicates the number of strings stopped with 1st finger



– Broken chord or arpeggio (usually starting from the bass)



– Keep the finger on the string, just release the pressure while shifting



– legato or slur. (The B and the G# is played with the left hand)

# Twinkle, twinkle little star

Anon.

The first system of the piece consists of a treble clef staff with a 2/4 time signature. The melody is written in a simple, stepwise fashion. Below the staff are three guitar strings labeled T (Treble), A (Middle), and B (Bass). The fret numbers for each string are: T: 1 0 1 0 | 3 0 3 0 | 5 5 5 5 | 3 0 0 0; A: 0 0 0 0 | 2 0 0 0 | 3 5 5 5 | 2 0 0 0; B: 3 0 0 0 | 2 0 0 0 | 3 0 0 0 | 2 0 0 0.

The second system continues the melody. The treble clef staff shows a key signature change to one sharp (F#) in the fourth measure. The guitar strings are: T: 1 1 0 0 | 3 2 3 0 | 1 0 3 0; A: 0 0 0 0 | 3 2 3 0 | 2 0 3 0; B: 2 3 3 3 | 3 2 3 0 | 2 0 3 0.

The third system includes a first ending bracket. The treble clef staff has a repeat sign and a first ending bracket. The guitar strings are: T: 3 3 1 1 | 0 0 3 0 | 3 0 0 0 | 3 0 2 0; A: 2 0 0 0 | 0 0 0 0 | 2 0 0 0 | 2 0 2 0; B: 3 0 0 0 | 3 0 0 0 | 2 0 0 0 | 2 0 2 0.

The fourth system continues the melody. The treble clef staff shows a key signature change to one sharp (F#) in the fourth measure. The guitar strings are: T: 1 0 1 0 | 3 0 3 0 | 5 5 5 5 | 3 0 0 0; A: 0 0 0 0 | 2 0 0 0 | 3 5 5 5 | 2 0 0 0; B: 3 0 0 0 | 2 0 0 0 | 3 0 0 0 | 2 0 0 0.

The fifth system concludes the piece. The treble clef staff ends with a double bar line. The guitar strings are: T: 1 1 0 0 | 3 2 3 0 | 1 0 3 0; A: 0 0 0 0 | 3 2 3 0 | 2 0 3 0; B: 2 3 3 3 | 3 2 0 3 | 1 3 3 3.

Swedish Folksong  
Visa från Utanmyra

Trad.  
Jan Johansson (1931-1968)

*Pizzicato*

Musical notation for the first system, including treble clef, key signature (one sharp), and guitar accompaniment with fingerings (T, A, B).

Musical notation for the second system, including treble clef, key signature (one sharp), and guitar accompaniment with fingerings (T, A, B).

Musical notation for the third system, including treble clef, key signature (one sharp), and guitar accompaniment with fingerings (T, A, B).

Musical notation for the fourth system, including treble clef, key signature (one sharp), and guitar accompaniment with fingerings (T, A, B).

*Pizzicato*

Musical notation for the fifth system, including treble clef, key signature (one sharp), and guitar accompaniment with fingerings (T, A, B).

# Minuet

S.L.Weiss (1686-1750)

⑥ =D

5 3 2 3 2 3 5 3 0 2 0 2 2 2 2 0

*Fine*

3 1 3 0 5 3 3 1 0 1 3 0 2 2 3 3 0

5 3 5 3 2 3 0 3 1 3 3 2 0 2 3 6 5 6

*1/2 I D.C. al Fine*

6 3 6 2 1 0 1 1 1 0 1 1 0 1 1 2 3 3 3

# Musette

J. S. Bach  
(1685-1750)

⑥ = D II 4/6 V

T 5 3 2 0 3 5 3 2 0 3 7 8 5 8 7 5 5 2 3  
A 0 0 0 0 0 0 0 0 4 5 7 5 4 2 2 4 0  
B 0 0 0 0 0 0 0 0

T 5 3 2 0 3 5 3 2 0 3 7 8 5 8 7 5 5 2 3  
A 0 0 0 0 0 0 0 0 4 5 7 5 4 2 2 4 0  
B 0 0 0 0 0 0 0 0

*Fine*

T 2 3 0 2 3 0 5 0 0 5 0 5 0 3 2 0 2 0  
A 0 0 2 2 3 2 2 2 2 2 2 2 2 2 2 2 2  
B 0 0 0 0 0 0 0 0 0 0 0 0 0 0 2

II

T 5 4 3 2 5 4 5 4 3 2 5 4  
A 2 2 2 2 2 2 2 2 2 2 2 2  
B 2 2 2 2 2 2 2 2

4/6 II

T 5 4 2 4 5 4 2 4 5 1 2 3 2 3 5 2  
A 2 2 2 2 2 2 2 2 2 2 2 2 2 2 2  
B 2 2 2 2 2 2 2 2 2 2 2 2 2 2 2

*D.C. al Fine*

# Rondo

Matteo Carcassi  
(1792-1853)

Allegretto

First system of musical notation for the Rondo piece. It features a treble clef staff with a key signature of three sharps (F#, C#, G#) and a common time signature. The melody is written in eighth notes with various fingerings (1, 2, 0, 1, 2, 4, 4) and accents. Below the treble staff is a bass staff with a common time signature, containing a bass line with fingerings (1, 1, 1, 1, 2, 2, 2, 1, 2) and tablature (T, A, B) with fret numbers (1, 2, 0, 0, 0, 0, 2, 2, 2, 4, 0, 2, 0, 2, 2, 0, 2, 4, 0, 4, 4).

Second system of musical notation. The treble staff continues the melody with fingerings (0, 1, 1, 1, 0, 2, 1, 4, 4, 0, 2, 0, 2, 2, 0, 2, 0, 0, 2, 4) and accents. The bass staff contains a bass line with fingerings (0, 0, 0, 0, 2, 2, 2, 4, 0, 2, 0, 2, 2, 0, 2, 0, 0, 2, 4) and tablature (T, A, B) with fret numbers (0, 0, 0, 0, 2, 2, 2, 4, 0, 2, 0, 2, 2, 0, 2, 0, 0, 2, 4).

Third system of musical notation. The treble staff includes the lyrics "a m i a m i" under the notes. Fingerings include (4, 2, 4, 0, 2, 4, 0, 0, 4, 0, 4, 0, 0, 0, 0, 4, 0, 2, 0, 0, 2, 0, 0). The bass staff contains a bass line with fingerings (5, 0, 5, 5, 0, 5, 2, 0, 2, 2, 0, 2, 4, 0, 4, 4, 0, 4, 0, 0, 0, 0, 4, 0, 2, 0, 0, 2, 0, 0) and tablature (T, A, B) with fret numbers (5, 0, 5, 5, 0, 5, 2, 0, 2, 2, 0, 2, 4, 0, 4, 4, 0, 4, 0, 0, 0, 0, 4, 0, 2, 0, 0, 2, 0, 0).

Fourth system of musical notation. The treble staff continues the melody with fingerings (4, 4, 4, 4, 4, 2, 1, 1, 1, 4, 4, 4, 4, 1, 1, 1, 1, 2, 0, 0, 0, 0, 2, 2, 2, 2, 4, 0). The bass staff contains a bass line with fingerings (4, 0, 0, 4, 0, 0, 5, 0, 0, 4, 0, 0, 2, 1, 2, 0, 0, 0, 0, 2, 2, 2, 2, 4, 0, 2, 0, 2, 2, 0, 2, 0, 0) and tablature (T, A, B) with fret numbers (4, 0, 0, 4, 0, 0, 5, 0, 0, 4, 0, 0, 2, 1, 2, 0, 0, 0, 0, 2, 2, 2, 2, 4, 0, 2, 0, 2, 2, 0, 2, 0, 0).

Fifth system of musical notation, ending with the word "Fine". The treble staff concludes the melody with fingerings (2, 0, 2, 2, 0, 2, 4, 0, 4, 4, 0, 0, 0, 0, 0, 2, 2, 2, 2, 0, 2, 0, 0, 2, 2, 0, 2, 0, 0) and accents. The bass staff contains a bass line with fingerings (1, 1, 1, 1, 2, 2, 2, 2, 1, 2, 1, 1, 1, 1, 2, 2, 2, 2, 4, 0, 2, 0, 2, 2, 0, 2, 0, 0) and tablature (T, A, B) with fret numbers (1, 1, 1, 1, 2, 2, 2, 2, 1, 2, 1, 1, 1, 1, 2, 2, 2, 2, 4, 0, 2, 0, 2, 2, 0, 2, 0, 0).



Minore(Andante)

T 0 0 1 0 1 0 0 2 3 0 2 0 0 0 3 0 0 0 0 0 1 0 1  
A 0 2 0 2 0 0 0 1 2 2 2 2 0 0 0 0 0 2 0 1 2 0 1  
B 0

T 0 2 3 3 2 0 3 1 2 0 0 0 0 0 0 0 0 0 0 0 0 0  
A 0  
B 0

T 3 3 2 2 0 0 3 3 1 2 1 2 0 3 3 3 1 2 0 1 2 1  
A 2 0 2 0 0 0 0 0 3 2 0 0 0 0 0 0 0 0 1 2 2 2  
B 3 3 2 3 3 2 0 0 0 0 0 0 0 0 0 0 0 0 0 0 0 2

Art. harm.  
12

D.C. al Fine

T 0 0 0 0 3 0 4 4 4 4 0 1 0 0 1 0 0  
A 0 0 0 0 2 2 2 2 0 0 0 0 2 2 1 0 0  
B 3 1 1 1 2 0 2 2 2 2 3 2 1 1 2 2

# Sonatina

Jiri A. Benda  
(1722-1795)

3 4 2 3 1 0 4 V 4 4 3 3 4 4 1 0 0 1 1 1 1 3 3 3 1 3 4 4

T 2 1 0 5 8 7 5 4 10 8 7 8 6 5 5

A 0 0 3 2 2 1 0 9 7 5 0 10 9 10 6 5 5

B 0 0 3 2 0 0 4 2 2 1 0 0 4 2 2 1 0 0 0

4 4 3 1 1 0 2 3 2 2 3 2 2 1 0 5 8 7 5

T 4 5 4 3 3 0 1 0 0 1 0 5 8 7 5

A 4 4 3 3 5 2 0 2 1 2 0 1 2 0 3 2 2 1 0 5 9 7 5

B 0 4 0 0 2 0 2 1 2 0 3 2 0 0 3 2 2 1 0 5 0

4 3 1 0 4 3 1 0 0 3 1 2 0 0 1 1 2

T 4 3 1 0 4 3 1 0 0 3 1 2 0 0 1 1 2

A 4 3 1 0 4 3 1 0 0 3 1 2 0 0 1 1 2

B 0 4 2 2 1 0 0 10 8 7 8 6 5 5 4 2 5 1 0 1 3 1 0 0 1 2

VIII i m i a i m i 1/2V i m i a 4/6 V III 3 1 4

T 9 8 9 9 8 9 10 9 9 9 8 9 5 5 5 5 5 7 5 5 5 5 5 4 5 3 5 5 3 5

A 9 8 9 9 8 9 10 9 9 9 8 9 5 5 5 5 5 7 5 5 5 5 5 4 5 3 5 5 3 5

B 8 10 9 9 9 8 9 5 5 5 5 5 7 5 5 5 5 5 4 5 3 5 5 3 5

0 1 4 4 1 0 4 1 0 0 3 1 2 0 0 3 1 4 1 0 4 1 3 2

T 5 3 5 5 3 5 0 2 0 2 0 1 3 0 1 0 3 1 0 2 0 2 3 2 0 2 0 1 0 0 3 1

A 4 5 5 5 3 5 0 2 0 2 0 1 3 0 1 0 3 1 0 2 0 2 3 2 3 2 0 2 0 1 0 0 3 1

B 3 3 2 0 2 0 1 0 0 3 2 3 2 0 2 0 1 0 0 3 2 3 3 2 0 2 0 1 0 0 3 1

0 0 3 4 1 0 1 2 III 3 4 II 1 4 1

T 0 0 0 3 3 3 1 0 3 5 5 5 3 2 3 3 1

A 0 3 2 0 0 3 3 4 3 3 3 3 3 3 2

B 3 2 0 3 3 3 5 5 3 3 3 2

4 1 0 4 0 4 4 2 4/6 V

T 1 0 3 1 0 3 0 7 6 5 6 5 6 7 6 5 6 5 6

A 3 3 3 3 2 7 6 5 6 5 6 7 6 5 6 5 6

B 3 3 3 3 2 7 6 5 6 5 6 7 6 5 6 5 6

1 0 1 1 3 4 1 3 1 4 3 1 4/6 III

T 3 2 0 2 3 5 6 3 5 3 6 5 3 5 0 2 5 4 3 4 3 4 5 4 3 4 3 4

A 3 2 0 2 3 5 6 3 5 3 6 5 3 5 0 2 5 4 3 4 3 4 5 4 3 4 3 4

B 3 2 0 2 3 5 6 3 5 3 6 5 3 5 0 2 5 4 3 4 3 4 5 4 3 4 3 4

1 3 0 4 3 1 III 1 4 3 1/2 I

T 1 0 1 3 0 1 3 1 0 3 1 6 3 5 6 5 4 0 1

A 2 0 2 0 1 3 3 1 3 1 3 6 3 5 6 5 4 1 1

B 2 3 3 3 1 3 3 1 3 1 3 6 3 5 6 5 4 2 0

1 3 1 3 0 2 1 2 3 2 D.C. al Fine

T 1 0 3 1 3 3 1 2 3 0 0 0 1 2 0 3 2

A 1 2 3 2 3 4 3 4 2 1 2 0 1 2 0 3 2

B 3 2 0 4 0 0 2 1 2 0 0 1 2 0 3 2

# The Rose

Amanda McBroom

First system of musical notation for 'The Rose'. It features a treble clef and a 4/4 time signature. The melody begins with a *p* (piano) dynamic and includes a *mp* (mezzo-piano) section. The guitar accompaniment is shown in three staves (T, A, B) with fret numbers and fingerings.

Second system of musical notation. The melody continues with various dynamics including *p*. The guitar accompaniment includes a triplet in the bass line.

Third system of musical notation. The melody features a triplet in the bass line and a *mp* dynamic. The guitar accompaniment includes a triplet in the bass line.

Fourth system of musical notation. The melody begins with a *poco rit.* (poco ritardando) instruction. The guitar accompaniment includes a triplet in the bass line.

Fifth system of musical notation. The melody concludes with a *p* dynamic. The guitar accompaniment includes a triplet in the bass line.

System 1: Treble clef staff with melodic line and guitar tablature (T, A, B). Includes a first ending bracket labeled 'I'.

System 2: Treble clef staff with melodic line and guitar tablature (T, A, B). Includes a second ending bracket labeled 'II'.

System 3: Treble clef staff with melodic line and guitar tablature (T, A, B).

System 4: Treble clef staff with melodic line and guitar tablature (T, A, B). Ends with a double bar line and a final chord.

# Nuages (Clouds)

Django Reinhardt, J. Larue  
(1910 - 1954)

Slow swing

T 5 5 8 6 5 | 4 4 4 4 3 | 2 3 3 3 1 | 1 2 2 2 3 2

A 5 5 8 6 5 | 4 4 4 4 3 | 2 3 3 3 1 | 1 2 2 2 3 2

B 5 5 8 6 5 | 4 4 4 4 3 | 2 3 3 3 1 | 1 2 2 2 3 2

T 3 5 8 6 5 | 4 4 4 4 3 | 2 3 3 3 1 | 1 2 2 1 0 3 1 0

A 3 5 8 6 5 | 4 4 4 4 3 | 2 3 3 3 1 | 1 2 2 1 0 3 1 0

B 1 5 8 6 5 | 4 4 4 4 3 | 2 3 3 3 1 | 1 2 2 1 0 3 1 0

T 5 3 1 0 | 3 3 3 0 1 3 0 1 | 2 5 3 1 0 | 1 3 3 1 2 2

A 1 2 | 3 3 3 0 | 0 1 2 | 0 2 2 2 2

B 1 | 0 1 | 0 | 0

T 1 5 6 6 6 7 5 | 4 5 3 3 3 1 2 3 | 4 7 5 6 8 5 8 | 0 5 0 3 4

A 0 5 6 6 6 7 5 | 4 5 3 3 3 1 2 3 | 4 7 5 6 8 5 8 | 0 5 0 3 4

B 0 5 6 6 6 7 5 | 4 5 3 3 3 1 2 3 | 4 7 5 6 8 5 8 | 0 5 0 3 4

T 5 5 8 6 5 | 4 4 4 4 3 | 2 1 3 3 | 1 2 5 3 6 6 5 6 3 5 5

A 5 5 8 6 5 | 4 4 4 4 3 | 2 1 3 3 | 1 2 5 3 6 6 5 6 3 5 5

B 5 5 8 6 5 | 4 4 4 4 3 | 2 1 3 3 | 1 2 5 3 6 6 5 6 3 5 5

Copyright © EMI Music Publishing France.  
Permission given by EMI Music Publishing Scandinavia AB

VIII

*mf*

T	8	7	6	10	9	9	9	8	7	9	9	6	6	7	7	8	7
A	2	5	5		9	8	8		8	8	8	7	7	7	7	8	7
B					9	9			8	8	7	6					

T	8	1	4	2	4	1	2	1	2	1	1	4	2	1	2	3	4	5
A	7	3	3			3	3	2	2	1	3	3	2	2	2	3	4	5
B	6					1		1		1		2		1	3	4	5	

Art. Harm

T	5	5	8	6	5	4	4	4	3	2	3	1	5	2	1	0	1	2	1	12
A						4	3	4	3	4	3	3	3	2	2	0	0			14
B						4	3	3	4	3	2	1	1	1	1					

Slow

# Tears

Django Reinhardt  
Stephane Grappelly

Intro

1/2 I

1/2 I III

I 1/2 II

III

X 1/2 X 1/2 II 1/2 I

Copyright © EMI Music Publishing France.  
Permission given by EMI Music Publishing Scandinavia AB



Musical notation system 1: Treble clef, key signature of three sharps (F#, C#, G#). The system includes a melodic line with various ornaments and a guitar tablature below. The tablature is for strings T, A, and B. Chord symbols 1/2 I, IV, III, and II are indicated above the staff. A triplet of eighth notes is marked with a circled 3.

T: 2 3 2 1 2 4 3 2 3 0 0 1 2 3 2 1 2 4 7 6 5 3 5 2 3 3 0 0 1

A: 2 1 2 1 2 4 3 2 3 3 0 0 1 2 3 2 1 2 4 7 6 5 3 5 2 3 3 0 0 1

B: 0 0 4 3 2 3 3 0 0 1 2 3 2 1 2 4 7 6 5 3 5 2 3 3 0 0 1

Musical notation system 2: Treble clef, key signature of three sharps. The system includes a melodic line and a guitar tablature. Chord symbols VII, V, 1/2 II, VII, and VI are indicated. A circled 2 and a circled 3 are present above the staff.

T: 7 8 9 7 10 8 7 6 6 2 5 7 7 10 7 9 9 7 6 6 9 6 8 8

A: 0

B: 0 0 4 3 7 7 10 7 9 8 7 6 6 9 6 8 8

Musical notation system 3: Treble clef, key signature of three sharps. The system includes a melodic line and a guitar tablature. Chord symbols VIII and VII are indicated. A circled 4 is present above the staff.

T: 2 3 2 1 2 4 3 2 3 0 0 1 2 3 2 1 2 4 7 10 7 7 8 8 0 0 1

A: 2 1 2 1 2 4 3 2 3 3 0 0 1 2 3 2 1 2 4 7 10 8 8 7 8 8 0 0 1

B: 0 0 4 3 2 3 3 0 0 1 2 3 2 1 2 4 7 10 8 8 7 8 8 0 0 1

Musical notation system 4: Treble clef, key signature of three sharps. The system includes a melodic line and a guitar tablature. Chord symbols 1/2 II and IV are indicated. A circled 1 and a circled 2 are present above the staff.

T: 2 0 2 1 3 0 3 3 1/2 II 3 2 4 0 1 1 0 2 4 2 IV 4 2 3 1

A: 2 0 2 1 3 0 3 3 2 3 2 4 0 1 1 0 2 4 2 4 4 2 3 1

B: 0 0 4 3 5 2 3 2 3 0 1 0 2 4 2 4 0 0 0 7 6 4



# Merry Christmas !

M. Praetorius  
S. Lundestad

Nat. harm. -----

③ XII ④ VII ④ XII ⑤ VII

T 0 7 0 0 7 0 0 7 3 1 3 1 0 5 3  
A 0 7 0 0 7 0 0 7 2 3 3 0 5 3  
B 7 7 7 7 7 7 7 7 2 3 3 2 5 3

T 3 0 1 3 0 1 3 0 1 0 1 3 3 3 0 5 8 5 3  
A 0 1 3 0 2 3 0 1 0 1 3 0 0 0 1 3 3 1 0 5 4  
B 0 2 3 0 2 3 0 2 3 0 3 3 2 3 3 3 3 3 3 3

T 3 3 3 0 0 1 3 0 1 3 0 3 0 0 1 0 3 0 3 3 1 2  
A 2 3 3 2 2 5 3 3 1 3 0 0 0 0 1 0 0 3 3 2 0  
B 0 0 0 0 0 2 3 0 0 3 3 3 2 2 0 0 0 0 0 0 2


T 0 2 0 1 3 0 1 0 3 0 1 2 3 3 0 1 3 5 5 7 8 10 12 8 6 7 8  
A 0 2 0 0 2 3 2 2 0 5 0 2 1 3 3 0 1 3 0 0 8 10 8 6 7 8  
B 3 0 2 3 2 2 0 3 0 2 0 1 0 0 0 7 8 0 0 3 3

T 1 2 0 1 3 0 0 1 3 0 1 3 1 0 0 1 0 1 12 12 14 12 14  
A 1 2 0 1 2 3 0 3 2 2 0 3 1 2 0 0 0 3 2 12 12 14 12 14  
B 0 1 2 3 4 0 2 3 0 1 0 3 0 0 3 3 3 12 12 14 12 14

Art. harm. -----

# CLASSICAL GUITAR DUO

Classical Guitar Duo is a series of books for lovers of guitar music. This series consists of 7 books and covers the guitar music of different historical periods: Renaissance (Vol. I), Baroque (Vol. II), Classical (Vol. III), Romantic (Vol. IV), Spanish & South-American (Vol. V), Contemporary (Vol. VI) and Folksongs, Jazz & Popular (Vol. VII). Each of these albums include a brief historical description of the music of the period, music for 2 guitars and also performance advice for each piece.



**WARNER/CHAPPELL MUSIC**  
**NORWAY A/S**



Foto: Jan Erik Skau

## SVEN LUNDESTAD

Lundestad made his official debut in 1974, being in fact the first ever on classical guitar in Norway.

Since then he has played numerous concerts in Scandinavia, Eastern Europe, South America and England, including career highlight performances at the Wigmore Hall.

Many radio, television and recording performances have followed these concerts.

Together with fellow countryman Geir Otto Nilsson they perform regularly under the name The Norwegian Guitar Duo.

Lundestad has also distinguished himself as an accomplished teacher through his work at the Music Conservatory in Oslo, Norway. He is one of the founders of the annual Norwegian Guitar Festival at Skjeberg High School, and has also lectured at the Royal Academy of Music and Guildhall School of Music & Drama in London.

