

***СБОРНИК
НАЧИНАЮЩЕГО
ГИТАРИСТА***



***Составил:
Горайнов Филипп Эмильевич***

Благодарю за помощь в составлении данного сборника моих преподавателей по гитаре: Руденко Ивана Евгеньевича, Быстрова Сергея Павловича за то, что они дали мне ту базу знаний, которая позволила освоить инструмент. Благодарю преподавателей по теории музыки: Свиридову Аллу Васильевну, Дорошенко Веру Александровну, Саввину Людмилу Владимировну за то, что научили мой мозг думать. Халыковой Амине Шамилевне за то, что предоставила свой дом и возможность работать в теплой атмосфере.

Предисловие

Данный сборник предназначен для начинающих гитаристов. Произведения, записанные в нем нотами, продублированы табулатурой, что является актуальным в наше время. Аппликатура оставлена на усмотрение преподавателя, так как всегда подразумевает вариативность.

Сборник не предполагает строго следовать тому порядку, в котором написаны пьесы. Он всего лишь структурирует их по видам техники, от простой к более сложной. Так же возрастание сложности произведений происходит в отдельно взятом разделе.

Можно выделить макро- и микроструктуру данного сборника: виды техники даны в порядке возрастания технической сложности – это макроструктура. Пьесы, относящиеся к какому-либо разделу даны в порядке возрастания сложности данного вида техники. Это микроструктура.

Из этого следует, что зачастую сложные произведения более легких технических разделов требуют более высокого уровня владения гитарой, чем легкие пьесы более сложных технических разделов.

Особняком стоит Первый раздел «Одноголосные мелодии». Он структурирован по используемым струнам в произведении. Начиная с простейших пьес на одной струне (каждой из шести струн), продолжая на двух и трех струнах и заканчивая другими комбинациями. Это позволяет планомерно переключать внимание ученика от игры мелодии на одной струне, к двум, трем и так далее. Порядок изучения тоже свободный и зависит от способностей обучаемого.

Таким образом, особенность данного сборника в его микро- и макроструктурах.

Оглавление:

<i>Одноголосные мелодии</i>	3
<i>Мелодии на ① струне</i>	3
<i>Мелодии на ② струне</i>	5
<i>Мелодии на ③ струне</i>	6
<i>Мелодии на ④ струне</i>	7
<i>Мелодии на ⑤ струне</i>	10
<i>Мелодии на ⑥ струне</i>	10
<i>Мелодии на ① ② струнах</i>	10
<i>Мелодии на ② ③ струнах</i>	13
<i>Мелодии на ① ② ③ струнах</i>	15
<i>Мелодии на ④ ⑤ струнах</i>	23
<i>Мелодии на ⑤ ⑥ струнах</i>	26
<i>Мелодии на ④ ⑤ ⑥ струнах</i>	26
<i>Другие комбинации струн</i>	29
<i>Мелодии с открытым басом</i>	34
<i>Мелодии двойными нотами</i>	45
<i>Мелодии двойными нотами с открытым басом</i>	48
<i>Простые арпеджио</i>	54
<i>Мелодии с прижатым басом</i>	62
<i>Двойные ноты с прижатым басом</i>	77
<i>Более сложные арпеджио</i>	88
<i>Народная музыка</i>	122
<i>Аккорды</i>	130
<i>Народная музыка</i>	146

① струна

Ладушки

Лаадушки, Лаадушки,
Где были? – У бабушки!

Умеренно

Потешка

Musical notation for 'Ладушки' in 4/4 time. The melody is written on a single treble clef staff. The guitar tablature below it shows a simple pattern of open strings (0) across four measures.

Воробей купается

Лужа улыбается, воробей купается.

Весело

Е. Быканова

Musical notation for 'Воробей купается' in 2/4 time. The melody is written on a single treble clef staff. The guitar tablature below it shows a pattern of fretted notes (0, 1, 3) across four measures.

Полька

Живо

В. Калинин

Musical notation for 'Полька' in 2/4 time. The melody is written on a single treble clef staff. The guitar tablature below it shows a pattern of fretted notes (0, 3, 1) across four measures.

Continuation of the musical notation for 'Полька' in 2/4 time. The melody is written on a single treble clef staff. The guitar tablature below it shows a pattern of fretted notes (0, 3, 1) across four measures.

Зайнъка

Подвижно

В. Калинин

3 1 0 1 3 0 3 1 0 1 3 0

0 0 1 1 3 3 0 0 0 1 1 3 3 0

Кузнечик

Весело

В. Шаинский

5 0 5 0 5 4 4 4 0 4 0 4 5 5 5

0 5 0 5 4 4 4 0 4 0 4 5 5

7 7 7 7 7 8 8 8 8 8 8 7 5 4 5 5 5

7 7 7 7 7 | 8 8 8 8 8 | 8 7 5 4 | 5 5

0 5 0 5 | 4 4 4 | 0 4 0 4 | 5 5 5

0 5 0 5 | 4 4 4 | 0 4 0 4 | 5

② струна

Ладушки

Умеренно

Потешка

3 0 3 | 1 0 1 | 3 3 0 3 | 1 0 1

Мяч

Слова С. Маршака

Мой веселый, звонкий мяч,

Ты куда несешься вскач?

В. Калинин

Подвижно

The musical score for 'Мяч' is written in 2/4 time. The melody consists of four measures of eighth notes: G4-A4-B4, A4-G4-F4, E4-F4-G4, and F4-G4-A4. The guitar accompaniment is shown on a six-string guitar with strings labeled Т (top), А (middle), and В (bottom). The fret numbers for the first four measures are: 3 0 3 0, 3 1 1, 3 0 3 0, and 3 1 1.

Патока с имбирем

Патоку с имбирем варил дядя Симеон,

Тетушка Арина кушала, хвалила.

РНП

Скоро

The musical score for 'Патока с имбирем' is written in 2/4 time. The melody consists of four measures of eighth notes: G4-A4-B4, A4-G4-F4, E4-F4-G4, and F4-G4-A4. The guitar accompaniment is shown on a six-string guitar with strings labeled Т (top), А (middle), and В (bottom). The fret numbers for the first four measures are: 3 3 3, 3 0 1, 0 3 3 3, and 3 0 1.

The musical score continues with four more measures of eighth notes: G4-A4-B4, A4-G4-F4, E4-F4-G4, and F4-G4-A4. The guitar accompaniment fret numbers for these four measures are: 0 3 3 3, 3 0 1, 0 3 3 3, and 3 0 1.

③ струна

Параходик-параход

Параходик-параход смело по морю плывет.

Детская песенка

Весело

The musical score for 'Параходик-параход' is written in 4/4 time. The melody consists of four measures of quarter notes: G4, A4, B4, and A4. The guitar accompaniment is shown on a six-string guitar with strings labeled Т (top), А (middle), and В (bottom). The fret numbers for the first four measures are: 2 2 0 0, 2 2 0, 2 2 0 0, and 2 2 0.

Сорока

Торопливо

Потешка

Musical score for 'Сорока' in 4/4 time. The melody is written on a treble clef staff. The guitar accompaniment is shown on a six-string staff with fret numbers (0, 2) indicated for the strings T, A, and B.

Лепёшки

Наберу мучицы, подолью водицы,
Для детей хороших испеку лепёшек.

Не быстро

Детская песенка

Musical score for 'Лепёшки' in 2/4 time. The melody is written on a treble clef staff. The guitar accompaniment is shown on a six-string staff with fret numbers (0, 2) indicated for the strings T, A, and B.

④ струна

Теремок

Стоит в поле теремок, теремок,
Он не низок не высок, не высок.

Не спеша

Детская песенка

Musical score for 'Теремок' in 2/4 time. The melody is written on a treble clef staff. The guitar accompaniment is shown on a six-string staff with fret numbers (0) indicated for the strings T, A, and B.

Дождик

Не торопливо

Закличка

Musical score for 'Дождик' in 2/4 time. The melody is written on a treble clef staff. The guitar accompaniment is shown on a six-string staff with fret numbers (0) indicated for the strings T, A, and B.

Загадка

В. Калинин

Четко

2/4

Т
А
В

0 0 0 0 0 0 0 0 0 0 0 0

Травушка

Дождичек, поливай, травушка, вырастай

Детская песенка

Ласково

2/4

Т
А
В

2 0 0 2 2 0 2 0 0 2 2 0

Андрей-воробей

Андрей-воробей, не гоняй голубей!

Детская песенка

Задорно

2/4

Т
А
В

3 0 3 3 0 3 3 0 3 3 0

Частушка

Вы послушайте, ребята,
Я частушку вам спою!

В. Калинин

Просто

2/4

Т
А
В

0 0 2 2 0 0 3 3 0 0 2 2 0 0 0

Простая песенка

9

В. Калинин

Спокойно

Musical notation for 'Простая песенка' in 2/4 time. The melody is written on a treble clef staff. Below it is a guitar tablature with strings T, A, and B. The tablature consists of eight measures: 3 3 0 0 | 2 0 | 3 3 0 0 | 2 0 | 3 3 0 0 | 2 0 | 3 3 0 0 | 2 0.

Осенняя песенка

И. Беркович

Грустно

Musical notation for 'Осенняя песенка' in 2/4 time. The melody is written on a treble clef staff. Below it is a guitar tablature with strings T, A, and B. The tablature consists of eight measures: 0 0 2 | 3 3 2 | 0 0 2 | 3 2 | 0 0 2 | 3 3 2 | 0 0 2 | 3 2.

Щедрик

УНП

Живо

Musical notation for 'Щедрик' in 3/4 time. The melody is written on a treble clef staff. Below it is a guitar tablature with strings T, A, and B. The tablature consists of four measures: 3 2 3 0 | 3 2 3 0 | 3 2 3 0 | 3 2 3 0.

Колыбельная

Т. Захарьина

Спокойно

Musical notation for 'Колыбельная' in 4/4 time. The melody is written on a treble clef staff. Below it is a guitar tablature with strings T, A, and B. The tablature consists of four measures: 0 2 | 3 2 3 | 0 0 2 | 3 2 3 2.

Musical notation for 'Колыбельная' in 4/4 time. The melody is written on a treble clef staff. Below it is a guitar tablature with strings T, A, and B. The tablature consists of five measures: 0 0 2 | 3 2 3 | 0 0 2 | 3 2 3 2 | 0.

Этюд

Протяжно

В. Калинин

Песня

Грустно

В. Токарев

Дударик

Оживленно

УНП

Василек

Василек, василек, мой любимый цветок.

Рос в степи василек, а попал в мой веночек.

Обр. О. Зубченко

Певуче

Как пошли наши подружки

11

Умеренно

РНП

The first system of music for 'Как пошли наши подружки' consists of a treble clef staff in 2/4 time and a guitar tablature staff. The melody is a simple eighth-note pattern: G4, A4, B4, C5, B4, A4, G4, F4, E4, D4, C4. The tablature below shows the corresponding fret numbers: 0 1 3 3 | 1 1 0 0 | 0 1 3 3 | 1 1 0.

The second system of music continues the melody from the first system. The melody is: D4, C4, B3, A3, G3, F3, E3, D3, C3, B2, A2, G2. The tablature below shows the corresponding fret numbers: 3 3 3 3 | 3 3 0 0 | 3 3 3 3 | 3 3 0.

Любопытная курочка

Бегала курочка в нашем дворе.
Вдруг ей под ноги скатился орех.
Клюнула курочка клювом орех,
Подняли курочку куры на смех.

Умеренно

Л. Шитте

The first system of music for 'Любопытная курочка' consists of a treble clef staff in 3/4 time and a guitar tablature staff. The melody is: G4, A4, B4, C5, B4, A4, G4, F4, E4, D4, C4. The tablature below shows the corresponding fret numbers: 1 1 1 | 3 3 3 | 0 0 0 | 1.

The second system of music continues the melody from the first system. The melody is: D4, C4, B3, A3, G3, F3, E3, D3, C3, B2, A2, G2. The tablature below shows the corresponding fret numbers: 1 1 1 | 0 0 0 | 3 3 3 | 1.

1 1 1 | 3 3 3 | 0 0 0 | 1

3 3 3 | 1 1 1 | 0 0 0 | 1

Паук и мухи

На паркете в восемь пар мухи танцевали.

Увидали паука – в обморок упали.

Не скоро

Н. Метлов

2 2 0 0 | 3 3 2 | 0 3 2 2 | 0 0

2 2 0 0 | 3 3 2 | 0 3 2 2 | 0 0

Не летай, соловей

Не летай, соловей, у окошечка.

Ты не пой, соловей, громки песенки.

Обр. О. Зубченко

Спокойно

Musical score for 'Не летай, соловей'. It consists of a treble clef staff with a key signature of one sharp (F#) and a 4/4 time signature. The melody is written in a simple, calm style. Below the staff is a guitar chord diagram with strings labeled Т (top), А (middle), and В (bottom). The chords are: 1 1 0, 1 1 3, 1 1 0, and 2 2.

Белка

Скачет белка – скок да скок,

Что за миленький зверек.

Вот бы мне ее поймать,

Всем ребятам показать

Обр. О. Зубченко

Весело

Musical score for 'Белка'. It consists of a treble clef staff with a key signature of one sharp (F#) and a 4/4 time signature. The melody is written in a lively, cheerful style. Below the staff is a guitar chord diagram with strings labeled Т (top), А (middle), and В (bottom). The chords are: 1 1 0 0, 2 2 0, 0 0 2 2, and 0 0 1.

Ручеек

Вот с высокой горки ручеек сбегает.

Маленькую лодку ветер подгоняет

А. Березняк

Умеренно

Musical score for 'Ручеек'. It consists of a treble clef staff with a key signature of one sharp (F#) and a 2/4 time signature. The melody is written in a moderate, flowing style. Below the staff is a guitar chord diagram with strings labeled Т (top), А (middle), and В (bottom). The chords are: 0 2, 0 1 3, 1, 0 0, 2 2, 0, 0.

Восьмое марта

В день Восьмого марта маму поздравляем.

– Будь здорова, мама, мама дорогая!

Е. Тиличиева

Радостно

Musical score for 'Восьмое марта'. It consists of a treble clef staff with a key signature of one sharp (F#) and a 2/4 time signature. The melody is written in a joyful, rhythmic style. Below the staff is a guitar chord diagram with strings labeled Т (top), А (middle), and В (bottom). The chords are: 0 0 0 0, 2 2, 0 0 0 0, 1 1, 0 0 0 0, 2 2, 0 0 0 0, 1 1.

Украинская народная песня

Скоро

Т 0 0 2 2 | 0 0 1 | 0 0 2 2 | 0 0 0

А

В

Т 3 3 | 1 1 1 1 | 0 0 2 2 | 0 0

А

В

Голубь-голубок

Не спеша

УНП

Т 0 3 3 3 | 1 0 0 | 0 3 3 3 | 1 0 0

А

В

Т 0 0 2 2 | 0 1 | 0 0 2 2 | 0 0

А

В

Часы

В. Калинин

Ровно

Т 0 1 2 0 | 0 1 2 0 | 0 1 2 0 | 0 0 0

А

В

Т 0 3 2 0 | 0 3 2 0 | 0 3 2 0 | 1 1 1

А

В

① ② ③ струны

Я гуляю

Я гуляю во дворе, вижу домик на горе,

Не быстро Я на горку поднимусь и в окошко постучусь. Прибаутка

p cresc.

Т 0 0 | 2 2 | 0 0 | 1 | 3 3 | 0 0 | 2 2 | 3

А

В

Грачи

Ах, качи, качи, качи, прилетели к нам грачи.

Умеренно

Прибаутка

f dim.

Т 3 3 | 2 2 | 0 0 | 3 | 1 1 | 0 0 | 2 2 | 0

А

В

Во саду ли в огороде

Умеренно РНП

Т
А
В

Т
А
В

Французская песенка

Подвижно *f*

Т
А
В

Т
А
В

ЭТЮД

17

Умеренно

В. Калинин

The first system of music consists of four measures. The top staff is in treble clef with a 3/4 time signature. The notes are: G4 (quarter), A4 (quarter), B4 (quarter) in the first measure; G4 (quarter), F4 (quarter), E4 (quarter) in the second measure; G4 (quarter), A4 (quarter), B4 (quarter) in the third measure; and G4 (quarter), F4 (quarter), E4 (quarter) in the fourth measure. The bottom staff is a guitar TAB with fret numbers: 0 0 0 for the first measure, 1 1 1 for the second, 0 0 0 for the third, and 1 1 1 for the fourth.

The second system of music consists of four measures. The top staff continues the melody: G4 (quarter), A4 (quarter), B4 (quarter) in the fifth measure; G4 (quarter), F4 (quarter), E4 (quarter) in the sixth measure; G4 (quarter), A4 (quarter), B4 (quarter) in the seventh measure; and a whole note G4 in the eighth measure. The bottom staff has fret numbers: 1 1 1 for the fifth measure, 0 0 0 for the sixth, 0 0 0 for the seventh, and 0 for the eighth.

The third system of music consists of four measures. The top staff continues the melody: G4 (quarter), A4 (quarter), B4 (quarter) in the ninth measure; G4 (quarter), F4 (quarter), E4 (quarter) in the tenth measure; G4 (quarter), A4 (quarter), B4 (quarter) in the eleventh measure; and G4 (quarter), A4 (quarter), B4 (quarter) in the twelfth measure. The bottom staff has fret numbers: 1 1 1 for the ninth measure, 3 3 3 for the tenth, 0 0 0 for the eleventh, and 0 0 0 for the twelfth.

The fourth system of music consists of four measures. The top staff continues the melody: G4 (quarter), A4 (quarter), B4 (quarter) in the thirteenth measure; G4 (quarter), F4 (quarter), E4 (quarter) in the fourteenth measure; G4 (quarter), A4 (quarter), B4 (quarter) in the fifteenth measure; and a whole note G4 in the sixteenth measure. The bottom staff has fret numbers: 1 1 1 for the thirteenth measure, 0 0 0 for the fourteenth, 1 1 1 for the fifteenth, and 1 for the sixteenth.

Французская народная песня

Не спеша

f

Г	0	0	3	3	0	0	3	1	1	0	0	2	2	0
А														
В														

p

Г	0	0	3	3	0	0	3	1	1	0	0	2	2	0
А														
В														

Г	.	3	3	1	1	0	0	2	2	3	3	1	1	0	0	2
А	.															
В	.															

Г	0	0	3	3	0	0	3	1	1	0	0	2	2	0
А														
В														

Ёлочка

Маленькой елочке холодно зимой.

Из лесу елочку взяли мы домой.

Бусы повесели, встали в хоровод.

Весело, весело встретим Новый год

М. Красев

Не спеша

Г	0	2	2	0	2	2	0	3	2	0	2	5	2	0	2	2	0	3	2	0	2
А																					
В																					

Веселые гуси

Жили у бабуся два веселых гуся.

Один серый, другой белый, два веселых гуся.

Скоро

РНП

The first system of music for 'Веселые гуси' consists of a treble clef staff with a key signature of two sharps (F# and C#) and a 2/4 time signature. The melody is written in eighth notes. Below the staff is a guitar tablature with three lines labeled T, A, and B. The tablature contains the following fret numbers: 3 2 0 2 | 0 0 | 3 2 0 2 | 0 0.

The second system of music continues the melody from the first system. It features a repeat sign at the beginning and end. The treble clef staff shows the melody in eighth notes. The guitar tablature below contains the following fret numbers: 3 2 2 3 | 2 0 0 2 | 0 2 3 0 | 2 2.

В лесу родилась ёлочка

Весело

Л. Бекман

The first system of music for 'В лесу родилась ёлочка' consists of a treble clef staff with a key signature of one sharp (F#) and a 2/4 time signature. The melody is written in eighth notes. Below the staff is a guitar tablature with three lines labeled T, A, and B. The tablature contains the following fret numbers: 0 0 3 0 | 1 0 0 0 | 0 0 1 5 | 3 3.

The second system of music continues the melody from the first system. It features a repeat sign at the beginning and end, with two endings. The treble clef staff shows the melody in eighth notes. The guitar tablature below contains the following fret numbers: 1 1 | 0 3 1 0 | 0 0 3 0 | 1 3 | 1.

Блины

Мы давно блинов не ели,
Мы блиночков захотели.
Ой, блины, блины, блины,
Ой, блиночки мои!

Не спеша РНП

Т 3 3 3 1 0 0 1 0 | 3 3 3 1 0 0 | 0 0 2 2 0 0 0

А

В

Т 3 3 3 | 0 0 0 | 3 3 2 2 3 3 0 | 3 3 3 | 3 3 3

А

В

Я на горку шла РНП

Живо

Т 3 1 | 0 3 1 3 1 | 0 3 1 0 0 | 2 2 0 0 1 1 0 0

А

В

Т 2 0 0 | 3 3 | 3 3 3 3 0 0 | 3 3 | 3 3 3

А

В

Украинская народная песня

Не скоро

First system of musical notation for 'Не скоро'. It consists of a treble clef staff with a key signature of one sharp (F#) and a 2/4 time signature. The melody is written in a simple, folk-like style. Below the staff is a guitar tablature with six lines, labeled 'T', 'A', and 'B' on the left. The tablature contains numbers 0-3 representing frets. The dynamic marking *mf* is placed below the tablature.

Second system of musical notation for 'Не скоро', continuing the melody and tablature from the first system.

Third system of musical notation for 'Не скоро', concluding the piece with a double bar line. The tablature ends with several zeros, indicating open strings.

Ой, джигуне, джигуне

Весело

УНП

First system of musical notation for 'Ой, джигуне, джигуне'. It features a treble clef, a key signature of one sharp (F#), and a 2/4 time signature. The melody is more rhythmic and lively than the first piece. The dynamic marking *f* is used. The tablature includes slurs and accents over certain notes.

Second system of musical notation for 'Ой, джигуне, джигуне', concluding the piece with a double bar line. The dynamic marking *mf* is used.

Во поле береза стояла

Грустно РНП

0 0 0 0 | 3 1 1 0 | 0 0 3 0 | 3 3 1 1 | 0 2

0 1 | 3 1 1 | 0 2 | 0 1 | 3 3 1 1 | 0 2

Жил был у бабушки серенький козлик

Жил был у бабушки серенький козлик.

Вот так, вот так, серенький козлик.

Весело РНП

0 0 1 | 0 3 0 | 3 1 2 | 1 0 | 0 0 1 | 0 3 0 | 3 1 2

0 0 | 2 2 | 0 0 | 3 1 2 | 0 3

2 2 | 0 0 | 3 1 2 | 0 0

Как под горкой горой

Как под горкой, под горой торговал старик золой

Картошка моя вся поджаренная

Обр. О. Зубченко

Четко

The score consists of a treble clef staff in 2/4 time and a guitar fretboard diagram below it. The melody is a simple eighth-note sequence. The fretboard diagram shows fingerings for strings 4 and 5.

Т							
А							
В	3 3	0 0	2 2 3	2 2 0 0	3 3 3	2 0	2 2 3
						2 2 0	3 3 3

По дороге жук

УНП

Важно

The score consists of a treble clef staff in 4/4 time and a guitar fretboard diagram below it. The melody is a simple eighth-note sequence. The fretboard diagram shows fingerings for strings 4 and 5.

Т							
А							
В	0	2	3	0	2	2	
					0	2	3
					2	2	

The score consists of a treble clef staff in 4/4 time and a guitar fretboard diagram below it. The melody is a simple eighth-note sequence. The fretboard diagram shows fingerings for strings 4 and 5.

Т							
А							
В	3	2	2	3	3	0	0
						2	0
						3	2
						0	0

The score consists of a treble clef staff in 4/4 time and a guitar fretboard diagram below it. The melody is a simple eighth-note sequence. The fretboard diagram shows fingerings for strings 4 and 5.

Т							
А							
В	3	3	2	2	3	3	0
							3
						2	0
						3	2
						0	0

Во саду ли в огороде

Во саду ли в огороде девица гуляла.
У нее коса больша, лента голубая

Не спеша РНП

T
A
B 3 3 2 2 | 0 0 0 2 | 3 3 2 2 | 0 0

T
A
B 3 3 2 2 | 0 0 0 2 | 3 3 2 2 | 0 0

Во поле берёза стояла

Певуче РНП

T
A
B 2 2 2 2 | 0 3 3 | 2 0 | 2 2 2 2 | 0 0 3 3 | 2 0

T
A
B 2 3 | 0 3 3 | 2 0 | 2 3 | 0 3 3 | 2 0

Перепелочка

25

Наша перепелочка старенькая стала.

Ты ж моя, ты ж моя перепелочка.

БНП

Грустно

Т
А
В

0	0	0	3	2	0	0	2	3	2	2	0	0	2	0	0	2	0	0	2	3	2	0	0
---	---	---	---	---	---	---	---	---	---	---	---	---	---	---	---	---	---	---	---	---	---	---	---

Веснянка

Стало ясно солнышко припекать, припекать,

Землю словно золотом заливать, заливать.

УНП

Ласково

Т
А
В

0	2	0	3	2	0	3	2	0	3	2	2	0
---	---	---	---	---	---	---	---	---	---	---	---	---

Т
А
В

0	2	0	3	2	0	3	2	0	3	2	2	0
---	---	---	---	---	---	---	---	---	---	---	---	---

Ах, по морю

Не спеша

РНП

Т
А
В

3	3	0	2	3	2	0	3	3	0	2	3	2	0	2	2
---	---	---	---	---	---	---	---	---	---	---	---	---	---	---	---

Т
А
В

3	2	0	3	2	2	2	0	2	2	3	2	0	3	2	2	2	0
---	---	---	---	---	---	---	---	---	---	---	---	---	---	---	---	---	---

К нам гости пришли

К нам гости пришли, дорогие пришли.
Мы не зря кисель варили, пироги пекли.

Ан. Александров

Шутливо

First system of musical notation for 'К нам гости пришли'. It consists of a treble clef staff in 2/4 time with a key signature of one flat (Bb). The melody is written in eighth notes. Below the staff is a guitar tablature for strings 5 and 6, with fret numbers: 3, 0, 3, 3, 1, 3, 3, 0, 3, 3, 1, 1, 1.

Second system of musical notation for 'К нам гости пришли'. It continues the melody from the first system. The tablature for strings 5 and 6 shows fret numbers: 3, 3, 0, 0, 1, 1, 0, 0, 3, 0, 1.

Коровушка

④ ⑤ ⑥ струны

Не спеша

РНП

First system of musical notation for 'Коровушка'. It consists of a treble clef staff in 2/4 time. The melody is written in eighth notes. Below the staff is a guitar tablature for strings 4, 5, and 6, with fret numbers: 2, 2, 3, 2, 0, 3, 2, 0, 3, 2, 0, 2, 2, 3, 2, 0, 3, 2, 0, 3, 2.

Second system of musical notation for 'Коровушка'. It continues the melody from the first system. The tablature for strings 4, 5, and 6 shows fret numbers: 0, 3, 3, 0, 3, 2, 0, 0, 3, 2, 0, 3, 3, 0, 3, 2, 0, 0, 3, 2, 0.

СОЛОВЬЕМ ЗАЛЕТНЫМ

Медленно

РНП

Т
А
В

0 2 3 0 2 2 2 2 0 3 2 0 3 2

Т
А
В

0 2 3 0 2 2 0 3 2 0 3 2 3 2 0 0

ВСЮ-ТО МЫ НОЧЬ

Тяжело

Бурлацкая песня

Т
А
В

2 2 0 3 0 0 3 0 2 2 0 3 0 0 3 0

Т
А
В

1 3 3 2 0 3 0 1 3 3 2 0 3 0

Эй, ухнем

Не спеша РНП

p

T
A
B
3 0 0 0 3 0 0 0 3 3 2 3 2 0 3 0 0 0

mf *cresc.*

T
A
B
3 3 3 1 0 3 1 3 0 3 3 3 1 0 3 1 3 0

f

T
A
B
0 0 0 0 0 3 2 0 3 0 0 3 2 3 2 0

p *pp*

T
A
B
3 0 0 0 3 0 0 0 3 0 0 2

Едет воз

Едет воз без колес, едут, едут сани.
 Что привез Дед Мороз – догадайтесь сами.

Обр. О. Зубченко

Подвижно

The musical score for 'Едет воз' is in 4/4 time. The melody is written on a treble clef staff with a key signature of one flat (B-flat). The bass line is written on a six-string guitar staff. The melody consists of quarter notes: G2, A2, Bb2, C3, D3, E3, F3, G3, A3, Bb3, C4, D4, E4, F4, G4, A4, Bb4, C5. The bass line consists of: 3, 0, 2, 3, 0, 2, 0, 3, 2, 0, 3, 3.

Ручеек

Вот с высокой горки ручеек сбегает.
 Маленькую лодку ветер подгоняет.

Обр. О. Зубченко

The musical score for 'Ручеек' is in 4/4 time. The melody is written on a treble clef staff with a key signature of one flat (B-flat). The bass line is written on a six-string guitar staff. The melody consists of quarter notes: G2, A2, Bb2, C3, D3, E3, F3, G3, A3, Bb3, C4, D4, E4, F4, G4, A4, Bb4, C5. The bass line consists of: 3, 0, 2, 3, 0, 3, 2, 2, 0, 0, 3, 3.

Грачи

Умеренно

Прибаутка

The musical score for 'Грачи' is in 2/4 time. The melody is written on a treble clef staff with a key signature of one flat (B-flat). The bass line is written on a six-string guitar staff. The melody consists of quarter notes: G2, A2, Bb2, C3, D3, E3, F3, G3, A3, Bb3, C4, D4, E4, F4, G4, A4, Bb4, C5. The bass line consists of: 1, 1, 0, 0, 2, 2, 0, 3, 3, 2, 2, 0, 0, 3.

Я гуляю

Не быстро

Прибаутка

The musical score for 'Я гуляю' is in 2/4 time. The melody is written on a treble clef staff with a key signature of one flat (B-flat). The bass line is written on a six-string guitar staff. The melody consists of quarter notes: G2, A2, Bb2, C3, D3, E3, F3, G3, A3, Bb3, C4, D4, E4, F4, G4, A4, Bb4, C5. The bass line consists of: 3, 3, 0, 0, 2, 2, 3, 0, 0, 2, 2, 0, 0, 1.

Ёлочка

Не спеша

М. Красев

First system of musical notation for 'Ёлочка'. It consists of a treble clef staff in 4/4 time and a guitar tablature staff below it. The treble staff contains a melody of quarter notes: G4, A4, B4, C5, B4, A4, G4, F4, E4, D4. The tablature staff shows fingerings: 0, 2, 2, 0, 2, 2, 0, 3, 2, 0, 3.

Second system of musical notation for 'Ёлочка'. It consists of a treble clef staff in 4/4 time and a guitar tablature staff below it. The treble staff contains a melody of quarter notes: G4, A4, B4, C5, B4, A4, G4, F4, E4, D4. The tablature staff shows fingerings: 2, 1, 2, 0, 2, 2, 0, 3, 2, 0, 3.

Веселые гуси

Скоро

Обр. О. Зубченко

First system of musical notation for 'Веселые гуси'. It consists of a treble clef staff in 4/4 time and a guitar tablature staff below it. The treble staff contains a melody of quarter notes: G4, A4, B4, C5, B4, A4, G4, F4, E4, D4. The tablature staff shows fingerings: 3, 2, 0, 3, 0, 0, 3, 2, 0, 3, 0, 0.

Second system of musical notation for 'Веселые гуси'. It consists of a treble clef staff in 4/4 time and a guitar tablature staff below it. The treble staff contains a melody of quarter notes: G4, A4, B4, C5, B4, A4, G4, F4, E4, D4. The tablature staff shows fingerings: 3, 2, 2, 3, 2, 0, 0, 2, 0, 2, 3, 0, 3, 3.

Снежок на горе

31

Снежок на горе, солнце светит в январе.

Все мы без опаски сядем на салазки

Весело

Обр. О. Зубченко

Musical notation for the first piece, 'Снежок на горе'. It consists of a treble clef staff in 2/4 time and a guitar tablature staff below it. The melody is written in a simple, rhythmic style. The tablature includes fret numbers 0, 1, 2, 3 and open strings (0) for the strings labeled Т, А, and В.

Украинская песня

Скрипка за углом играет,

Мать из дома не пускает, ой, ой, ой!

Быстро

First system of musical notation for 'Украинская песня'. It features a treble clef staff in 2/4 time and a guitar tablature staff. The melody is more rhythmic and includes some triplets. The tablature shows fret numbers 0, 1, 2, 3.

Second system of musical notation for 'Украинская песня'. It continues the melody from the first system with a treble clef staff and guitar tablature.

Коровушка

Не спеша

РНП

First system of musical notation for 'Коровушка'. It features a treble clef staff in 2/4 time and a guitar tablature staff. The melody is slower and more melodic. The tablature includes fret numbers 0, 1, 2, 3.

Second system of musical notation for 'Коровушка'. It continues the melody from the first system with a treble clef staff and guitar tablature.

Вдоль по Питерской

Широко

РНП

First system of musical notation for 'Вдоль по Питерской'. It consists of a treble clef staff with a 2/4 time signature and a key signature of one flat (B-flat). The melody is written in a 'Широко' (Broadly) style. Below the staff is a guitar tablature with six lines labeled Т (Treble), А (Acoustic), and В (Bass). The tablature contains the following fret numbers: 3 0 | 1 0 3 | 1 | 3 3 | 0 3 1 | 0 1 3 0.

Second system of musical notation for 'Вдоль по Питерской'. It continues the melody from the first system. The tablature contains the following fret numbers: 3 3 0 | 3 1 0 | 3 1 | 0 1 | 0 3 3 | 1.

В лесу родилась ёлочка

Обр. О. Зубченко

Весело

First system of musical notation for 'В лесу родилась ёлочка'. It consists of a treble clef staff with a 2/4 time signature. The melody is written in a 'Весело' (Joyfully) style. Below the staff is a guitar tablature with six lines labeled Т (Treble), А (Acoustic), and В (Bass). The tablature contains the following fret numbers: 0 | 0 0 2 0 | 0 0 0 0 | 0 0 1 2 | 3 3.

Second system of musical notation for 'В лесу родилась ёлочка'. It includes a first ending (1.) and a second ending (2.). The tablature contains the following fret numbers: 1 1 | 0 2 0 0 | 0 0 2 0 | 0 3 | 0.

Полька

33

В темпе польки

В. Калинин

The first system of the piece consists of a treble clef staff with a key signature of two sharps (F# and C#) and a common time signature (C). The melody begins with a dynamic marking of *mf*. The guitar tablature below the staff shows the following fret numbers: 5 3 2 3 2 0 3 2 0 3 2 0 2 0 2 5 3.

The second system continues the melody. It features a *cresc.* (crescendo) dynamic marking. The guitar tablature for this system is: 2 3 2 0 3 0 0 0 0 2 3.

The third system of the piece shows a change in dynamics to *f* (forte). The guitar tablature for this system is: 0 3 0 2 0 2 4 0 4 5 5 3.

The fourth system concludes the piece with a *dim.* (diminuendo) dynamic marking. The guitar tablature for this system is: 2 3 1 0 0 0 0 3 2 0 0.

Тётка Аглашка

Тётка Аглашка, шей мне рубашку

Весело Прибаутка

2/4

0 0 0 0 0 0 0 0 0 0 0 0

0 0 0 0 0 0 0 0

0 0 0 0 0 0 0 0

0 0 0 0 0 0 0 0

Ладушки

Весело Прибаутка

2/4

0 0 0 0 0 0 0 0 0 0 0 0

0 0 0 0 0 0 0 0

0 0 0 0 0 0 0 0

0 0 0 0 0 0 0 0

2/4

0 0 0 0 0 0 0 0 0 0 0 0

0 0 0 0 0 0 0 0

0 0 0 0 0 0 0 0

0 0 0 0 0 0 0 0

Вот лягушка по дорожке

Умеренно М. Рубец

2/4

0 0 0 0 1 0 3 1 0 1 3 0 2 2 2 2

0 0 0 0 1 0 3 1 0 1 3 0 2 2 2 2

0 0 0 0 0 0 0 0 0 0 0 0 0 0 0 0

0 0 0 0 0 0 0 0 0 0 0 0 0 0 0 0

Musical score for the first piece, featuring a treble clef, a melody line, and a guitar accompaniment with TAB notation.

Во саду ли в огороде

Не спеша

обр. П. Агафошина

Musical score for "Во саду ли в огороде", featuring a 2/4 time signature, a treble clef, a melody line, and a guitar accompaniment with TAB notation.

Musical score for the second piece, featuring a treble clef, a melody line, and a guitar accompaniment with TAB notation.

Паровоз

Г. Эрнесакс

Musical score for "Паровоз", featuring a key signature of three sharps (F#, C#, G#) and a 2/4 time signature, a treble clef, a melody line, and a guitar accompaniment with TAB notation.

Musical score for the third piece, featuring a key signature of three sharps (F#, C#, G#) and a 2/4 time signature, a treble clef, a melody line, and a guitar accompaniment with TAB notation.

Коровушка

Не спеша РНП

Т
А
В

Т
А
В

Французская народная песня

Оживленно

Т
А
В

Т
А
В

Сел комарик на дубочек

Оживленно БНП

3 3 3 3 2 3 | 0 | 0 2 3 3 2 0 | 2 3

0 | 2 | 0 | 0

3 3 3 2 3 | 0 | 0 2 3 3 2 0 | 2 3

0 | 2 | 0 | 0

Австрийская народная песня

Не спеша

2 3 | 0 | 2 2 | 2 0 0 2 | 3 0 0 | 2 2 3

0 | 0 | 0 | 0

0 | 2 2 | 2 0 0 2 | 3 1 1 | 2

0 | 0 | 0 | 0

Ёлочка

Не спеша

М. Красев

0 2 2 0 2 2 0 3 2 0 2 2 5 2 0 2 2 0 3 2 0 2 .

0 0 0 0 0 0 0 0

Маленькая полька

Подвижно

Д. Кабалевский

2 2 0 2 0 3 4 0 3 4 0 2 2

0 0 0 0 0 0 0 0

2 2 0 2 2 0 3 0 3 2 0 2 2 .

0 0 0 0 0 0 0 0

Ой, джигуне, джигуне

Весело

УНП

2 0 1 3 0 0 0 3 1 0 3 0 0 1 3 3 0 1 1 0 3 1 0 2 2

0 0 0 0 0 0 0 0

Во поле береза стояла

Грустно

РНП

Веселые гуси

Скоро

РНП

Савка и Гришка

Оживленно

БНП

The first system of music for 'Савка и Гришка' consists of a treble clef staff with a key signature of three sharps (F#, C#, G#) and a 2/4 time signature. The melody is written in eighth notes. Below the staff are three guitar strings (T, A, B) with fret numbers: T (0, 0, 2, 0, 2, 3, 2, 3, 0, 0, 0, 2, 0, 2, 3, 2, 3, 0), A (0, 0, 0, 0, 2, 2, 2, 2, 0, 0, 0, 3, 2), and B (0, 0, 0, 0, 0, 0, 0, 0, 0, 0, 0, 0, 0, 0, 0, 0, 0, 0).

The second system of music continues the melody from the first system. The fret numbers for the guitar strings are: T (0, 0, 0, 0, 2, 2, 2, 2, 0, 0, 0, 3, 2), A (0, 0, 0, 0, 0, 0, 0, 0, 0, 0, 0, 0, 0), and B (0, 0, 0, 0, 0, 0, 0, 0, 0, 0, 0, 0, 0).

The third system of music concludes the piece. The fret numbers for the guitar strings are: T (0, 0, 0, 0, 2, 2, 2, 2, 0, 0, 0, 3, 2), A (0, 0, 0, 0, 0, 0, 0, 0, 0, 0, 0, 0, 0), and B (0, 0, 0, 0, 0, 0, 0, 0, 0, 0, 0, 0, 0).

Как у наших у ворот

Живо

РНП

The first system of music for 'Как у наших у ворот' consists of a treble clef staff with a key signature of two sharps (F#, C#) and a 2/4 time signature. The melody is written in eighth notes. Below the staff are three guitar strings (T, A, B) with fret numbers: T (3, 2, 2, 2, 0, 3, 2, 3, 2, 2, 2, 0, 3, 2), A (0, 0, 0, 0, 0, 0, 0, 0, 0, 0, 0, 0, 0), and B (0, 0, 0, 0, 0, 0, 0, 0, 0, 0, 0, 0, 0).

0 3 2 0 | 2 2 3 2 | 0 3 2 0 | 2 2 3 0

0 | 0 | 0 | 0

Колыбельная

Умеренно

И. Филипп

0 2 0 2 | 0 2 3 0 2 2 | 0 2 0 2 | 0 2 3 0 2 2

0 | 0 | 0 | 0

5 2 0 2 | 0 2 3 0 2 0 2 | 5 2 0 2 | 0 2 3 0 2

0 | 0 | 0 | 0

0 2 0 2 | 0 2 3 0 2 2 | 0 2 5 4 2 | 0 3 2 0 2

0 | 0 | 0 | 0

Аннушка

Весело Чешская народная песня

Т
А
В

Конец

Т
А
В

Повторить с начала до слова "Конец"

Т
А
В

Луна и туча

Не спеша Японская народная песня

Т
А
В

0 1 0 1 | 2 0 1 | 0 1 0 1 0 1 0 1 | 0 1 0 1 0 | 2 0 1 1 0 1 | 0 1 2

0 0 | 0 0 | 0 0 | 0 0 | 0 0 | 0 0

ЭТЮД

Живо

В. Калинин

2 3 2 3 2 3 | 3 5 3 5 3 | 2 3 2 3 2 | 2 3 2 3 2

0 | 0 | 0 | 0

3 5 3 5 3 | 0 2 3 2 0 | 2 3 2 3 2 | 0 2 3 0 2

0 | 0 | 0 | 0

2 3 2 3 2 3 | 3 5 3 5 3 | 2 3 2 3 2 | 2 3 2 3 2

0 | 0 | 0 | 0

3 5 3 5 3 2 | 5 3 2 3 5 | 0 2 3 0 2 3 0 | 2 3 0 2 3

0 | 0 | 0 | 0

Как пошли наши подружки

Весело РНП

0 1 3 3 1 1 0 0 0 1 3 3 1 1
 1 3 5 5 3 3 1 1 1 3 5 5 3 3

ТАВ

0 3 3 3 3 3 0 3 3 3 3 3 0 1

ТАВ

Кукушечка

Весело Чешская народная песня

0 0 2 2 0 0 3 3 2 2 3 3 2 2 0 0

ТАВ 2 2 2 2 3 3 2 2 4 4 2 2 1 1 2 2

Как у месяца

Как у месяца, как у месяца
 Золоты рога, золоты рога

Певуче РНП

0 0 0 0 0 0 0 0 0 0 0 0 0 0

ТАВ 1 1 3 1 1 1 1 1 3 1 1 1 0 1 1 0 1 1

4 2 2 4 2 2 0 2 0 2 0 2 3 2 0 2 2

ЭТЮД

Медленно

Д. Агуадо

Во кузнице

Умеренно

РНП

Немецкая песенка

Не спеша

А. Мессинер

The first system of music consists of a treble clef staff with a 2/4 time signature. The melody is written in a simple, folk-like style with eighth and quarter notes. Below the staff is a guitar tablature with three lines labeled T (top), A (middle), and B (bottom). The tablature contains numbers 0-3 representing fret positions.

T	1	1	0	0	1	1	2	2	1	0	1	3	0	1	3	0	1
A			2	2			3	3		0	2	3	0	2			
B														2	3		

The second system of music continues the melody from the first system. It features similar rhythmic patterns and fret positions on the guitar.

T	1	0	0	1	1	2	2	1	0	1	3	0	1				1
A		2	2			3	3		0	2	3	0					
B														3			

The third system of music continues the melody. The guitar tablature shows a variety of fret positions, including some double fretting (e.g., 2-2).

T	0	1	3	0	1	3	0	1	0	1	3	0	1	3	0	1	
A	0	2	3	0	2				0	2	3	0	2				
B					2	2	3						2	2	3		

The fourth system of music concludes the piece. The notation and tablature are consistent with the previous systems, ending with a final chord.

T	1	0	0	1	1	2	2	1	0	1	3	0	1				
A		2	2			3	3		0	2	3	0					
B													3				

Мелодии двойными нотами с открытым басом

Андантино

Не спеша

Й. Поврожняк

The first system of music for 'Андантино' consists of a treble clef staff with a 6/8 time signature and a guitar tablature staff below it. The treble staff contains four measures of music with double notes and rests. The tablature staff shows fingerings: 0 0 0 4 0 0, 1 2 0 0 0 0, 1 2 0 0 0 0, and 3 4 0 0 0 0.

The second system of music for 'Андантино' continues the melody. The treble staff has four measures. The tablature staff shows fingerings: 0 0 0 4 0 0, 1 2 0 0 0 0, 3 4 0 0 4 0 2, and 0 0 0 0 3.

Голубые санки

Не скоро

М. Иорданский

The first system of music for 'Голубые санки' is in 2/4 time with a key signature of three sharps (F#, C#, G#). The treble staff has four measures of music. The tablature staff shows fingerings: 2 2 2 2, 3 2 2 2, 0 2 3 0 1, and 2 2.

The second system of music for 'Голубые санки' continues the melody. The treble staff has four measures. The tablature staff shows fingerings: 2 2 2 2, 3 2 2 2, 3 2 0 2 1, and 2 2.

Неделька

49

РНП

Довольно скоро

Обр. В. Калинин

First system of musical notation for 'Неделька'. It consists of a treble clef staff with a 2/4 time signature, a bass clef staff with a single note, and a guitar tablature staff with strings T, A, and B. The tablature contains the following sequence of numbers: 2 1 | 0 0 0 | 1 1 1 3 | 0 0 0 | 1 1 1 3 | 0 3 1 | 0 | 1 3 | 0 | 1 3 1 | 3 1 0 | 1 0 | 2

Second system of musical notation for 'Неделька'. It consists of a treble clef staff with a single note, a bass clef staff with a single note, and a guitar tablature staff with strings T, A, and B. The tablature contains the following sequence of numbers: 2 2 1 | 0 0 0 | 1 1 1 3 | 0 0 0 | 1 1 1 3 | 1 3 1 | 0 0 0 | 0 0 0 | 0 0 0

Third system of musical notation for 'Неделька'. It consists of a treble clef staff with a single note, a bass clef staff with a single note, and a guitar tablature staff with strings T, A, and B. The tablature contains the following sequence of numbers: 1 1 3 | 0 0 | 1 1 3 1 | 3 3 1 0 | 2 | 0 0 0

Полька

В. Калинин

Подвижно

First system of musical notation for 'Полька'. It consists of a treble clef staff with a key signature of three sharps (F#, C#, G#) and a 2/4 time signature, a bass clef staff with a single note, and a guitar tablature staff with strings T, A, and B. The tablature contains the following sequence of numbers: 0 0 | 2 2 | 2 2 | 4 4 | 5 5 | 0 0 0

Second system of musical notation for 'Полька'. It consists of a treble clef staff with a key signature of three sharps (F#, C#, G#) and a single note, a bass clef staff with a single note, and a guitar tablature staff with strings T, A, and B. The tablature contains the following sequence of numbers: 0 0 | 2 2 | 2 2 | 0 0 | 1 1 | 2 | 0 0 0

2 0 2 0 3 2 3 2 3 4 3 4 2 5 2 5

Повторить с начала до слова "Конец"

2 0 2 0 3 2 3 2 1 0 1 0 2 2

Ой, лопнул обруч

Живо

УНП
Обр. В. Калинин

5 5 3 2 2 2 0 2 3 2 2 5 5 3 2 2 2 0 2 3 2 2

0 0 2 2 3 2 2 2 0 2 3 2 2 0 0 2 2 3 2 2 2 0 2 3 2 2

ЭТЮД

51

Умеренно

Л. Панайотов

First system of the Etude. The treble clef staff contains a melodic line with eighth notes and quarter notes. The guitar tablature below shows fingerings for strings T, A, and B. The key signature has one sharp (F#).

Second system of the Etude, continuing the melodic line and guitar tablature from the first system.

Северный танец

Живо

В. Гетце

First system of 'Северный танец'. The treble clef staff contains a melodic line with eighth notes and quarter notes. The guitar tablature below shows fingerings for strings T, A, and B. The key signature has two sharps (F# and C#).

Second system of 'Северный танец', including first and second endings. The treble clef staff shows the melodic line with repeat signs and first/second ending brackets. The guitar tablature below shows fingerings for strings T, A, and B.

Third system of 'Северный танец', concluding the piece. The treble clef staff shows the final melodic line. The guitar tablature below shows fingerings for strings T, A, and B.

Полька "Топ-топ-топ"

Быстро, весело

В. Козлов

First system of musical notation. It consists of a treble clef staff with a key signature of three sharps (F#, C#, G#) and a 2/4 time signature. The melody is written with eighth notes and includes accents (>). Below the staff is a bass line with fret numbers: 5 0 2 0 5 0 2 0 | 4 4 4 | 4 0 2 0 4 0 2 0 | 5 5 5 5. Below the bass line are three lines for guitar tablature labeled T, A, and B, with fret numbers: 0 | 0 | 0 0 0 | 0 | 0.

Second system of musical notation. It continues the melody from the first system. The bass line continues with fret numbers: 5 0 2 0 5 0 2 0 | 4 4 4 | 0 2 0 2 0 | 3 2 0 | 2 2 2. The tablature continues with: 0 | 0 | 0 0 0 | 0 | 0 0 0. The word "Конец" (The End) is written at the end of the system.

Third system of musical notation. The melody is written in a block chord style. The bass line has fret numbers: 0 0 0 | 2 2 2 | 0 0 0 0 | 2 2 2. The tablature has: 1 1 1 | 2 2 2 | 1 1 1 1 | 2 2 2. The dynamic marking *p* (piano) is present.

Fourth system of musical notation. The melody continues with a dynamic marking of *mf* (mezzo-forte). The bass line has fret numbers: 0 0 0 | 2 2 2 | 0 0 0 2 3 4 | 5 5 5. The tablature has: 1 1 1 | 2 2 2 | 0 0 0 | 0 0 0. The instruction "Повторить с начала до слова 'Конец'" (Repeat from the beginning to the word 'The End') is written at the end of the system.

Сулико

53

Грузинская народная песня

Обр. В. Пахомова

Умеренно

The first system of music features a treble clef, a key signature of two sharps (F# and C#), and a 4/4 time signature. The melody is written on a single staff with eighth and quarter notes. The accompaniment consists of chords on a lower staff. Below the staffs are three lines of guitar tablature labeled T, A, and B.

Т	0	0	2	3	0	2	3	0	5	5	5	4	4	4	4	4	7	4	5	5	5	5	
А									6	6	6									6	6	6	6
В	0	0	0	0	0	0	0	0	0	0	0	0	0	0	0	0	0	0	0	0	0	0	0

The second system continues the melody and accompaniment. The tablature for the guitar is as follows:

Т	5	5	4	5	7	5	4	2	4	2	0	2	2	2	0	0	0	0	3	3	2	0	0	0
А												2												
В	0	0	0	0	0	0	0	0	0	0	0	0	0	0	0	0	0	0	0	0	0	0	0	0

The third system concludes the piece. The tablature for the guitar is as follows:

Т	5	5	4	5	7	5	4	2	4	2	0	2	2	2	0	0	0	0	3	3	3	3	2	0	0	0
А												7	7	5	7	7										
В	0	0	0	0	0	0	0	0	0	0	0	0	0	0	0	0	0	0	0	0	0	0	0	0	0	

Этюд

Простые арпеджио

Не спеша

В. Калинин

Т
А
В

Т
А
В

Не спеша

Маленький этюд

В. Калинин

Т
А
В

Т
А
В

Живо

Мазурка

В. Калинин

Т
А
В

1 0 0 0 | 0 1 0 1 | 0 0 3 0 | 1

ЭТЮД

Умеренно, выразительно

В. Калинин

0 1 0 1 | 0 0 0 0 | 1 3 1 3 | 1 3 1 3

0 1 0 1 | 3 3 0 2 | 0 2 2 3 | 1 3 1 3

И шумит, и гудит

Живо

УНП

1 0 | 1 0 | 1 0 | 3 0 | 2 0 0 0 | 3 2 2 2

0 0 0 0 | 1 1 1 | 2 0 2 0 | 3 2 3 2 | 0 0 0 0 | 1 0 1

Ой ты, дивчина зарученная

Певуче

УНП

First system of musical notation. The top staff is a treble clef with a 3/4 time signature. The melody consists of quarter notes: G4, A4, B4, G4, A4, B4, C5, B4, A4, G4. The bottom staff shows guitar tablature with fret numbers: 0 1 0 | 2 1 0 | 3 1 0 | 2 1 0.

Second system of musical notation. The top staff continues the melody: G4, A4, B4, G4, A4, B4, C5, B4, A4, G4. The bottom staff shows guitar tablature: 0 1 0 | 2 1 0 | 3 1 0 | 2 2.

Third system of musical notation. The top staff continues the melody: G4, A4, B4, G4, A4, B4, C5, B4, A4, G4. The bottom staff shows guitar tablature: 5 3 1 | 0 0 3 | 3 1 0 | 2 1 0.

Fourth system of musical notation. The top staff continues the melody: G4, A4, B4, G4, A4, B4, C5, B4, A4, G4. The bottom staff shows guitar tablature: 0 1 0 | 2 1 0 | 3 1 0 | 2 2.

Fifth system of musical notation. The top staff continues the melody: G4, A4, B4, G4, A4, B4, C5, B4, A4, G4. The bottom staff shows guitar tablature: 5 3 1 | 0 0 3 | 3 1 0 | 2 1 0.

Sixth system of musical notation. The top staff continues the melody: G4, A4, B4, G4, A4, B4, C5, B4, A4, G4. The bottom staff shows guitar tablature: 0 1 0 | 2 1 0 | 3 1 0 | 2.

Ночь нынче лунная

57

Певуче

УНП

First system of musical notation for 'Ночь нынче лунная'. It consists of a treble clef staff with a 3/4 time signature and a guitar TAB staff below it. The melody is in G major. The TAB staff shows fingerings: 0 3 1 | 1 0 2 | 0 0 0 | 0 1 2.

Second system of musical notation. It continues the melody with a slur over the last two notes. The TAB staff shows fingerings: 2 1 0 | 3 1 0 | 2 | 0.

Third system of musical notation, ending with a double bar line. The melody is repeated. The TAB staff shows fingerings: 1 1 1 | 1 0 1 | 3 3 3 | 3 0 1 | 0 0 0 | 0 0 1 | 2 | 0.

Этюд

Оживленно

В. Калинин

First system of musical notation for 'Этюд'. It features a treble clef staff with a 3/8 time signature and a guitar TAB staff below it. The key signature has four sharps (F#, C#, G#, D#). The melody is a continuous eighth-note pattern. The TAB staff shows fingerings: 1 0 0 | 1 0 0 | 2 2 0 | 2 2 0 | 2 0 2 | 2 0 2 | 1 0 0 | 1 0 0.

Second system of musical notation for 'Этюд', ending with a double bar line. It includes first and second endings. The TAB staff shows fingerings: 1 0 | 1 0 | 2 2 | 2 2 | 2 0 | 2 0 | 1 0 | 1 0 | 0 | 0 | 0.

Вальс

Не спеша

В. Калинин

Т
А
В

Т
А
В

Этюд

Умеренно

Ф. Карулли

Т
А
В

Т
А
В

Конец

Т
А
В

Повторить с начала до слова "Конец"

ЭТЮД

Не спеша Ф. Сор

Прелюдия

Умеренно

В. Калинин

First system of musical notation. The treble clef staff shows a sequence of eighth notes: G4, A4, B4, C5, D5, E5, F5, G5. The guitar tablature below shows the corresponding fret numbers: 0, 1, 0, 1, 0, 1, 0, 1.

Second system of musical notation. The treble clef staff shows a sequence of eighth notes: G4, A4, B4, C5, D5, E5, F5, G5. The guitar tablature below shows the corresponding fret numbers: 0, 0, 3, 0, 0, 0, 1, 0.

Third system of musical notation. The treble clef staff shows a sequence of eighth notes: G4, A4, B4, C5, D5, E5, F5, G5, with a sharp sign (#) above the second measure. The guitar tablature below shows the corresponding fret numbers: 0, 1, 1, 0, 0, 0, 2, 1, 1, 2, 1, 0, 1.

Fourth system of musical notation. The treble clef staff shows a sequence of eighth notes: G4, A4, B4, C5, D5, E5, F5, G5, with a sharp sign (#) above the third measure. The guitar tablature below shows the corresponding fret numbers: 0, 0, 3, 0, 0, 0, 1, 0, 0, 1, 0, 1, 0, 1, 2, 1, 0, 0, 3, 0, 0.

Грустная песенка

Не спеша

В. Козлов

The first system of music consists of a treble clef staff with a key signature of one sharp (F#) and a 3/4 time signature. The melody is written in quarter notes: G4, A4, B4, C5, B4, A4, G4, F#4. The bass line consists of quarter notes: G2, B1, C2, D2, E2, F#2, G2. The guitar tablature below shows the fret numbers for each note: 0, 2, 3, 5, 3, 2, 3, 0, 0, 0, 0, 0.

The second system continues the melody: G4, A4, B4, C5, B4, A4, G4, F#4. The bass line continues: G2, B1, C2, D2, E2, F#2, G2. The guitar tablature shows: 0, 2, 3, 5, 3, 2, 3, 0, 0, 7, 0, 0.

The third system continues the melody: G4, A4, B4, C5, B4, A4, G4, F#4. The bass line continues: G2, B1, C2, D2, E2, F#2, G2. The guitar tablature shows: 2, 2, 3, 2, 0, 3, 0, 0, 0, 2, 0, 0.

The fourth system concludes the piece with a double bar line. The melody is: G4, A4, B4, C5, B4, A4, G4, F#4. The bass line continues: G2, B1, C2, D2, E2, F#2, G2. The guitar tablature shows: 2, 2, 3, 5, 3, 2, 0, 0, 0, 2, 0.

Колыбельная

Певуче

А. Руббах

2 0 2 0 | 0 2 0 3 | 2 0 2 0 | 0 2 3

0 | 0 | 0 | 0

0 0 0 3 | 2 2 0 3 | 0 0 0 2 | 2 0 3

3 | 0 | 3 | 0

Цыплята

Подвижно

А. Филиппенко

5 5 0 0 | 2 2 0 | 5 5 0 0 | 2 2 0

0 0 | 0 2 | 0 4 | 0 2

0 0 2 4 | 5 5 | 0 0 2 4 | 5 5

4 0 | 0 2 | 0 | 0

Ивушка

Не спеша

Обр. О. Зубченко по обр. А. Онегина

First system of musical notation for 'Ивушка'. It consists of a treble clef staff with a 4/4 time signature, a bass staff with guitar tablature, and a guitar neck diagram. The melody is in a 4/4 time signature. The tablature shows fingerings for strings T, A, and B.

T	2	0	1	2	0	0	2	2	1	3	0	3	1	0	0	3
A	0	0	0	0	0	0	0	0	0	0	0	0	0	0	0	0
B	0	0	0	0	0	3	0	3	0	0	0	0	0	0	0	3

Second system of musical notation for 'Ивушка'. It consists of a treble clef staff, a bass staff with guitar tablature, and a guitar neck diagram. The melody continues from the first system.

T	1	0	1	3	1	0	0	0	0	2	1	0	2	0	0	0
A	0	0	0	0	0	0	0	0	0	0	0	0	0	0	0	0
B	0	0	0	0	0	3	0	2	2	0	2	0	0	0	2	0

Албанская народная песенка

Оживленно

Обр. В. Калинина

First system of musical notation for 'Албанская народная песенка'. It consists of a treble clef staff with a key signature of one flat (B-flat), a bass staff with guitar tablature, and a guitar neck diagram. The melody is in a 4/4 time signature.

T	2	2	2	0	3	2	3	0	0	3	2	3	2	2	2	.
A	0	0	0	0	0	0	0	0	0	0	0	0	0	0	0	.
B	0	0	0	0	0	0	0	0	3	0	0	0	0	0	0	.

Second system of musical notation for 'Албанская народная песенка'. It consists of a treble clef staff, a bass staff with guitar tablature, and a guitar neck diagram. The melody continues from the first system.

T	.	3	2	3	2	3	2	3	3	2	3	3	0	2	2	.
A	.	0	0	0	0	0	0	0	0	0	0	0	0	0	0	.
B	.	0	0	0	0	0	0	0	0	0	0	0	0	0	0	.

Ой ты, дивчина зарученная

Певуче

УНП

0 1 0 | 2 1 0 | 3 1 0 | 2 1 0 | 0 1 0 | 2 1 0

0 | 0 | 0 | 0 | 0 | 0

3 1 0 | 2 2 | 5 3 1 | 0 0 3 | 3 1 0 | 2 1 0 | 0 1 0

0 | 0 | 3 | 0 | 0 | 0 | 0

2 1 0 | 3 1 0 | 2 2 | 5 3 1 | 0 0 3

0 | 0 | 0 | 3 | 3

3 1 0 | 2 1 0 | 0 1 0 | 2 1 0 | 3 1 0 | 2

0 | 0 | 0 | 0 | 0 | 0

Экосез

Й. Кюффнер

Оживленно

The first system of music consists of a treble clef staff with a key signature of three sharps (F#, C#, G#) and a 2/4 time signature. The melody is written in eighth notes. Below the staff are three lines for guitar tablature, labeled T, A, and B. The tablature shows fingerings for the first four measures.

T	2	3	0	5	4	2	2	0	2	0	3	0	2	0	0	2	3
A											4		2			1	
B			0				0										

The second system of music continues the melody from the first system. It includes a repeat sign at the end of the fourth measure. The tablature shows fingerings for the first four measures.

T	0	5	4	2	2	0	2	0	3	0	0	0	2	.
A									4		1			.
B	0				0				0				0	.

The third system of music continues the melody. It includes a repeat sign at the beginning of the first measure. The tablature shows fingerings for the first four measures.

T	.	1	2	0	2	0	2	2	0	4	0	2	4	0	2	3
A	.									4						
B				0			0							2		

The fourth system of music continues the melody. It includes a repeat sign at the end of the fourth measure. The tablature shows fingerings for the first four measures.

T	0	5	4	2	1	2	3	0	2	0	2	.
A									2			.
B	0				0				2			.

Не спеша

Песенка

Словацкая народная мелодия

0 0 3 3 | 3 1 1 | 3 3 1 1 | 1 0 0

3 2 | 0 0 | 2 3 | 2 3

1 1 0 0 | 0 3 3 | 0 0 3 3 | 3 1 1

0 0 | 2 2 | 3 2 | 3 3

Как на матушке на Неве-реке

Оживленно

Обр. В. Яшнева

1 3 | 0 0 0 1 0 | 3 3 3 0 3 | 1 1 0 3 1 | 0 0 0 1 3

0 | 0 | 0 | 0

0 0 3 1 0 | 3 3 1 0 3 | 1 1 0 3 1 | 0 0 3 1 0 | 2

3 | 3 | 0 | 0

Ночь

67

Спокойно

Армянская народная песня
Переложение Н. Михайленко

First system of musical notation for 'Ночь'. It consists of a treble clef staff in 4/4 time with a key signature of one flat (Bb). The melody is written in quarter notes. Below the staff are three lines for guitar tablature labeled T, A, and B. The first measure has fret numbers 1, 3, 3, 3 on the T string and 0 on the A and B strings. The second measure has 1, 3, 2, 3 on the T string and 3 on the A and B strings. The third measure has 0, 3, 2, 3 on the T string and 1 on the A and B strings. The fourth measure has 2, 3, 2, 2 on the T string and 0 on the A and B strings.

Second system of musical notation for 'Ночь'. It continues the melody from the first system. The first measure has fret numbers 1, 3, 3, 3 on the T string and 0 on the A and B strings. The second measure has 1, 3, 2, 3 on the T string and 3 on the A and B strings. The third measure has 0, 3, 2, 2 on the T string and 1 on the A and B strings. The fourth measure has 2, 3, 2 on the T string and 0 on the A and B strings.

Во поле береза стояла

Не спеша

Обр. Е. Ларичева

First system of musical notation for 'Во поле береза стояла'. It consists of a treble clef staff in 2/4 time with a key signature of one flat (Bb). The melody is written in eighth notes. Below the staff are three lines for guitar tablature labeled T, A, and B. The first measure has fret numbers 0, 0, 0, 0 on the T string and 0 on the A and B strings. The second measure has 3, 1, 1 on the T string and 2 on the A and B strings. The third measure has 0, 2 on the T string and 3 on the A and B strings. The fourth measure has 0, 0, 3, 0 on the T string and 0 on the A and B strings. The fifth measure has 3, 3, 1, 1 on the T string and 2 on the A and B strings. The sixth measure has 0, 2 on the T string and 3 on the A and B strings.

Second system of musical notation for 'Во поле береза стояла'. It continues the melody from the first system. The first measure has fret numbers 0, 1 on the T string and 2 on the A and B strings. The second measure has 3, 1, 1 on the T string and 3 on the A and B strings. The third measure has 0, 2 on the T string and 3 on the A and B strings. The fourth measure has 0, 1 on the T string and 0 on the A and B strings. The fifth measure has 3, 1, 1 on the T string and 2 on the A and B strings. The sixth measure has 0, 2 on the T string and 0 on the A and B strings.

В лесу родилась ёлочка

Л. Бекман

Весело

TAB: 0 0 3 0 | 1 0 0 0 | 0 0 1 5 | 3 3

TAB: 1 1 0 3 1 0 | 0 0 3 0 | 1 3 | 1

TAB: 2 2 0 0 | 0 0 0 0 | 3 3 | 3

Во кузнице

РНП

Умеренно

Переложение Н. Михайленко

TAB: 3 0 0 | 0 3 1 | 0 3 | 0 0 | 0 3 1 | 0 3 3

TAB: 3 3 3 | 2 2 0 | 3 3 | 2 2 0 | 3 3 | 3

TAB: 1 1 0 0 | 2 2 3 3 | 0 3 3 | 1 1 0 0 | 2 2 3 3 | 0

TAB: 0 0 0 | 0 4 4 | 2 2 0 0 | 2 2 0 | 3

Танец

Музыка неизвестного автора

Живо

First system of musical notation for 'Танец'. It consists of a treble clef staff with a 3/4 time signature and a guitar TAB staff below it. The melody is written in a single line with quarter notes and rests. The TAB staff shows fret numbers for strings T, A, and B.

Т	0	1	1	1	0	0	0	3	3	3	1	1
А					0		3			2		
В	3											

Second system of musical notation for 'Танец'. It continues the melody from the first system. The TAB staff shows fret numbers for strings T, A, and B.

Т	0	0	0	0	3	3	1	0	0	1	.	.
А	0				3		0	0	0	3	.	.
В	3											

Third system of musical notation for 'Танец'. It continues the melody from the second system. The TAB staff shows fret numbers for strings T, A, and B.

Т	0	3	3	3	1	1	3	1	1	1	0	0
А	.				0		2			3		
В	.	0										

Fourth system of musical notation for 'Танец'. It concludes the piece with a double bar line. The TAB staff shows fret numbers for strings T, A, and B.

Т	1	0	0	0	3	3	1	0	0	1	.	.
А	2				3		0	0	0	3	.	.
В												

Баюшки-баю

Умеренно

Д. Тюрк

3 0 5 | 3 0 1 | 1 1 0 1 3 0 | 3 0 0

3 0 5 | 3 0 1 | 3 3 3 1 3 0 | 1 | 2 3 | 2 3 | 3 3

Кузнечик

Умеренно

В. Шаинский

5 | 0 5 0 5 | 4 4 4 | 0 4 0 4 | 5 5 5 | 0 0 | 0 0 | 0 0

0 5 0 5 | 4 4 4 | 0 4 0 4 | 5 5 | 0 0 | 0 0

7 7 7 7 7 8 8 8 8 8 8 7 5 4 5 5 5

TAB
0 0 8 8 0 0 0 0

7 7 7 7 7 8 8 8 8 8 8 7 5 4 5 5 5

TAB
0 0 8 8 0 0 0 0

0 5 0 5 4 4 4 0 4 0 4 5 5 5

TAB
0 0 0 0 0 0 0 0

0 5 0 5 4 4 4 0 4 0 4 5 5 5

TAB
0 0 0 0 0 0 0 0

На заре ты ее не буди

Певуче

Варламов. А

0 0
1 1
2 2
0

2 0
0

1 3 0
0

1 2 0
0

1 2 2
0

0 3
0

1 0 2
0

0 2 0
3

1 2 0
3

1 3
3

0 3 0
3

3 1 0 2
0

1 2 2
0

2 0
0

1 1 2
0

0 4 1
0

2 2 3 0
0

Вальс

73

В темпе вальса

М. Каркасси

First system of musical notation for the waltz. It consists of a treble clef staff with a key signature of three sharps (F#, C#, G#) and a 3/4 time signature. The melody is written in eighth notes. Below the treble staff is a bass staff with a bass clef, containing a simple accompaniment of quarter notes. At the bottom of the system is a guitar tablature with three staves labeled T (Treble), A (Acoustic), and B (Bass). The tablature shows fingerings for the first four frets.

Second system of musical notation. It continues the melody and accompaniment from the first system. The guitar tablature includes a double bar line with repeat dots, indicating a repeat section.

Third system of musical notation. It continues the melody and accompaniment. The word "Конец" (The End) is written at the end of the system. The guitar tablature shows the final notes of the piece.

Fourth system of musical notation. It contains a short melodic phrase. Below the system, the instruction "Повторить с начала до слова 'Конец'" (Repeat from the beginning to the word 'The End') is written. The guitar tablature shows the fingerings for this phrase.

Деревянное колесо

Скоро

Эстонский народный танец

First system of musical notation. The top staff is a treble clef in 3/4 time, showing a melody with notes G4, A4, B4, C5, D5, E5, F5, G5, A5, B5, C6, D6, E6, F6, G6, A6, B6, C7. The bottom staff shows guitar fretting for strings T, A, and B. The fretting sequence is: T: 0 3 1 0 | 0 1 2 | 0 1 2 | 2 1 2 0 1 3 | 0 3 1 0 | 0 1 2; A: 0 | 0 | 0 | 0 | 0 | 0; B: 0 | 0 | 0 | 0 | 0 | 0.

Second system of musical notation. The top staff continues the melody with notes G5, A5, B5, C6, D6, E6, F6, G6, A6, B6, C7, D7, E7, F7, G7, A7, B7, C8. The bottom staff shows guitar fretting: T: 0 1 2 | 2 2 | 0 2 0 0 2 0 | 1 0 1 3 0 | 2 0 2 2 0 2; A: 0 | 0 | 3 | 3 | 0; B: 0 | 0 | 3 | 3 | 0.

Third system of musical notation. The top staff continues the melody with notes G7, A7, B7, C8, D8, E8, F8, G8, A8, B8, C9, D9, E9, F9, G9, A9, B9, C10. The bottom staff shows guitar fretting: T: 3 2 3 0 1 | 0 3 1 0 | 0 1 2 | 0 1 2; A: 0 | 0 | 0 | 0; B: 0 | 0 | 0 | 0.

Fourth system of musical notation. The top staff continues the melody with notes G9, A9, B9, C10, D10, E10, F10, G10, A10, B10, C11, D11, E11, F11, G11, A11, B11, C12. The bottom staff shows guitar fretting: T: 2 1 2 0 1 3 | 0 3 1 0 | 0 1 2 | 0 1 2 2 2; A: 0 | 0 | 0 | 0; B: 0 | 0 | 0 | 0.

Песенка из мультфильма

"Три поросенка"

Игриво

Д. Уотт

5 4 3 2 | 1 0 4 3 | 4 0 1 2 | 3 4 5

0 0 0 0

5 2 3 | 2 0 2 0 | 0 3 5 2 | 2 0 2 0

0 0 2 0 | 0 0 0 0 | 0 0 2 0 | 0 0 0 0

1. 2.
 Конец

3 0 2 | 3 1 2 | 2 2 2 | 2 0 0

0 0 0 | 0 0 0 | 4 0 2 | 0 0 4 0 2

1. 2.
 Повторить с начала до слова "Конец"

5 5 5 0 | 2 5 2 0 | 0 0 0 7 | 5 0 2 | 5

0 0 4 | 2 0 0 0 | 0 0 0 0

Вместе весело шагать по просторам

Весело

В. Шаинский

0 3 | 1 0 0 | 1 2 2 0 | 2 1 2 0 | 2 1 2 0

0 | 0 0 0 | 0 0 0 0 | 0 0 0 0 | 0 0 0 0

3 1 | 0 3 | 1 0 0 | 1 2 2 1 | 3 1 1 3 | 1 0 0 1

0 0 0 0 | 0 0 0 | 0 0 0 0 | 0 0 0 0

0 2 2 0 | 2 0 2 0 2 0 2 0 | 2 0 0 2 0 | 2 0 2 0 2 0 0 3

0 0 0 | 3 2 | 3 0 0 0 | 3 2

1 0 0 | 1 0 | 3 1 | 3 0 2 1 2 0 | 3 1 1 1 3

3 3 3 3 | 0 | 0 2 1 2 0 | 3 3 3 3

0 0 0 0 | 0 1 0 0 3 | 0 2 1 0 5

0 0 | 0 0

Двойные ноты с прижатым басом

Черный барашек

Не спеша

Болгарская народная песня

Таблатурный вариант нотного произведения «Черный барашек» (Black Sheep) в 3/4 такта, тональность Д-бемоль. Музыкальная запись включает мелодию в скрипичном ключе и басовую линию с двойными нотами в басовом ключе. Темп обозначен «Не спеша». Стиль — болгарская народная песня.

Продолжение музыкальной записи «Черный барашек».

Ах ты, береза

Оживленно

РНП
обр. В Калинина

Таблатурный вариант нотного произведения «Ах ты, береза» (Oh, you, birch) в 2/4 такта, тональность Д-бемоль. Музыкальная запись включает мелодию в скрипичном ключе и басовую линию с двойными нотами в басовом ключе. Темп обозначен «Оживленно». Стиль — РНП (русская народная песня), обработка В. Калинина.

Продолжение музыкальной записи «Ах ты, береза».

Полька

Живо

В. Калинин

0 1 0 1 | 0 0 0 0 | 0 0 0 0 | 0 1 1

0 1 0 1 | 0 0 0 0 | 0 0 0 0 | 0 1 1

2 1 2 1 | 3 3 3 3 | 3 3 3 3 | 1 1

2 1 2 1 | 3 3 3 3 | 3 3 3 3 | 1 1

Танец

Умеренно

Ф. Карулли

0 0 0 0 | 1 1 0 0 | 0 1 0 0 | 2 3 0 0

0 0 0 0 | 1 1 0 0 | 0 1 0 0 | 0 0 0 0

0 0 0 0 | 2 0 2 0 | 0 0 1 0 | 0 0 0 0

3

2 2 3 0 | 1 0 3 0 | 0 0 0 0 | 0 0 0 0

1 1 0 0 | 0 0 0 0 | 2 0 3 0 | 0 0 0 0

2 2 3 0 | 1 0 3 0 | 0 0 0 0 | 0 0 0 0

1 1 0 0 | 0 0 0 0 | 2 0 3 0 | 0 0 0 0

3

Конец

0 0 0 0 | 0 0 0 0 | 2 2 3 0 | 0 0 0 0

2 0 0 0 | 2 0 0 0 | 1 1 2 2 | 2 2 0 0

0 0 0 0 | 0 0 0 0 | 2 2 0 0 | 0 0 0 0

2 0 0 0 | 2 0 0 0 | 1 1 2 2 | 0 0 2 0

Т
А
В

Повторить с начала до слова "Конец"

Т
А
В

Вальс

В темпе вальса

Ф. Карулли

Т
А
В

Конец

Т
А
В

Повторить с начала до слова "Конец"

Певуче

Как при лужку

РНП
обр. В Калинина

Вальс

Й. Поврожняк

В темпе вальса

First system of musical notation for the waltz. The top staff is a treble clef with a 3/4 time signature. The bottom staff is a guitar TAB with strings T, A, and B. The TAB contains fret numbers: 0 0, 1 1, 0 0, 1 1, 1 1, 1 1, 1 1, 3 3, 1 1.

Second system of musical notation for the waltz. The top staff is a treble clef. The bottom staff is a guitar TAB with strings T, A, and B. The TAB contains fret numbers: 0 0, 1 1, 0 0, 3 3, 1 1, 1 1, 2 3, 3, 0 1, 1, 1.

Third system of musical notation for the waltz. The top staff is a treble clef. The bottom staff is a guitar TAB with strings T, A, and B. The TAB contains fret numbers: 1 1, 0 0, 0, 0, 1, 3, 0 0, 0 0, 0 0, 1.

Украинская народная песня

Не спеша

обр. В Калинина

First system of musical notation for the Ukrainian folk song. The top staff is a treble clef with a key signature of two sharps and a 2/4 time signature. The bottom staff is a guitar TAB with strings T, A, and B. The TAB contains fret numbers: 5 5, 5 5, 5 3, 2 2, 2 2, 0 2, 3 0, 2 2, 2 2, 3 3.

Second system of musical notation for the Ukrainian folk song. The top staff is a treble clef. The bottom staff is a guitar TAB with strings T, A, and B. The TAB contains fret numbers: 2 2, 2 0, 3 3, 3 3, 2 3, 2 2, 3 0, 0 0, 0, 0 0.

Украинская народная песня

83

Оживленно

обр. В Калинина

Т 2 2 0 2 3 0 5 2 5 2 0 2 3 3 3 2 2 3 3 3 2 0

А 2 2 0 2 3 0 2 2 3 3 3 2 2 4 4 4 2 2 2

В 0 0 0 0 0 0 0 0 0 2 0 2 0

Т 0 3 1 2 2 0 3 5 2 0 2 2 0 3 1 2 2

А 1 3 1 2 2 0 3 3 3 0 2 2 1 3 1 2 2

В 0 0 0 0 0 0 0 0 0 0 0 0 0

Ой, дивчина, шумит роца

Украинская народная песня
обр. В Калинина

Оживленно

Т 0 0 5 0 7 5 4 2

А 2 2 2 2 9 7 5 3

В 0 0 0 0 2 2 2 0 0 0

Т 0 2 4 5 0 0 5 0

А 3 3 3 2 2 3 2 2 2 2 3 2

В 0 0 0 0 0 0 0 0 2 2

3 7 5 4 2 0 2 4 5
4 9 7 5 3 3 3 3 2
2 2 2 0 0 0 0 0 0

Ой, полным-полна коробушка

Умеренно

РНП

обр. В Калинина

0 0 0 0 1 1 1 0 0 0 0
1 1 1 1 2 2 2 2 1 1 1
2 3 0 2 3 0 3 2 3 0 2 1

1 1 1 0 3 3 1 1 1
2 2 2 2 2 2 2 2 2
3 0 0 3 0 3 2 2 3

1. 2. 5 5
1 2 0 0 0 0 1 1 2 1 0 5 5
2 2 0 3 2 3 0 2 3 0 0 0 0

Лирический хоровод

Не спеше, певуче

В Калинин

Musical notation for the first system, including a treble clef, key signature of one sharp (F#), and 4/4 time signature. The melody is written on a single staff. Below it is a guitar tablature with three lines labeled T, A, and B, containing fret numbers and bar lines.

Musical notation for the second system, continuing the melody and guitar tablature from the first system.

Musical notation for the third system, continuing the melody and guitar tablature.

Musical notation for the fourth system, continuing the melody and guitar tablature.

Musical notation for the fifth system, continuing the melody and guitar tablature.

ЭТЮД

Не очень скоро

В. Ковач

0 0 0 0 1 1 1 1 3 3 3 3
 1 0 1 2 1 0 1 3 0 3 2 3 0 3 1 0 1 2 1 0 1
 3 0 2 0 0 2 0 2 0 2 0

1 1 1 1 0 0 0 0
 3 0 3 2 3 0 3 3 0 3 3 1 3
 0 3 2 3 0 3 2

0 0 1 1 0 0 1 3 0
 1 2 1 3 2 3 1 0 1 3 0 1 0 1
 0 0 3 2 0 3 3 2 0 3

ЭТЮД

Не очень скоро

В. Ковач

3 3 3 3 3 3 3 3 3 3 3 3 3 3
 0 2 2 2 2 2 0 2 3 2 3 2 3 3 3 3 3 3
 0 3 3

2 2 2 2 2 2 0 3 3 3 3 3 3 3 3 3
 2 2 2 2 2 2 0 2 2 2 2 2 0 2 3 2 3 2
 0 0 0 0 0 0 0 2 3 2 3 2 0 2 3 2 3 2

First system of musical notation, including a treble clef, a key signature of one sharp (F#), and a 7/8 time signature. The melody consists of eighth-note chords. The bass line is a simple accompaniment of eighth notes. The guitar tablature below shows fingerings for the strings.

Second system of musical notation, continuing the melody and accompaniment from the first system. It ends with a double bar line. The guitar tablature includes a 'V' marking at the end of the piece.

Ивушка

РНП

обр. В Калинина

Спокойно, задумчиво

Third system of musical notation, starting with a 4/4 time signature. The melody is more melodic, featuring quarter and eighth notes. The bass line is a simple accompaniment. The guitar tablature shows fingerings for the strings.

Fourth system of musical notation, continuing the melody and accompaniment. It ends with a double bar line and a repeat sign. The guitar tablature includes a 'V' marking and a dashed line indicating a final chord.

Вальс

И. Иванова-Крамская

Оживленно

Вальс

В. Калинин

В темпе вальса

Treble clef, key signature of one sharp (F#).
 Melody: $\overset{\cdot}{\text{e}}4$ $\overset{\cdot}{\text{e}}4$ $\overset{\cdot}{\text{e}}4$ $\overset{\cdot}{\text{e}}4$ $\overset{\cdot}{\text{e}}4$ $\overset{\cdot}{\text{e}}4$
 Guitar Tablature:
 T: 2 1
 A: 0 2 1
 B: 0 0 3
 3

Прелюд

Оживленно В. Калинин

Treble clef, 2/4 time signature.
 Melody: $\text{e}4$ $\text{e}4$ $\text{e}4$ $\text{e}4$ $\text{e}4$ $\text{e}4$ $\text{e}4$ $\text{e}4$
 Guitar Tablature:
 T: 3 0 0
 A: 3 0 0
 B: 2 0 1
 2 0 1

Treble clef.
 Melody: $\text{e}4$ $\text{e}4$ $\text{e}4$ $\text{e}4$ $\text{e}4$ $\text{e}4$ $\text{e}4$ $\text{e}4$
 Guitar Tablature:
 T: 0 1 0
 A: 0 1 0
 B: 0 1 0 1
 3 1 0 1

1.

Treble clef, key signature of one flat (Bb).
 Melody: $\text{e}4$ $\text{e}4$ $\text{e}4$ $\text{e}4$ $\text{e}4$ $\text{e}4$ $\text{e}4$ $\text{e}4$
 Guitar Tablature:
 T: 3 1 0 1
 A: 3 2 1 2
 B: 3 2 1 2
 0 2 0 2
 1 2 0 2
 2 1 0 1
 2

2.

Treble clef.
 Melody: $\text{e}4$ $\text{e}4$ $\text{e}4$ $\text{e}4$ $\text{e}4$ $\text{e}4$ $\text{e}4$ $\text{e}4$
 Guitar Tablature:
 T: 3 2 1 2
 A: 3 2 3 2
 B: 3 0 0 0
 3 0 0 0
 2 0 1 0 1

ЭТЮД

Умеренно

В. Калинин

First system of the first exercise. The treble clef staff shows a melody in 4/4 time with eighth notes and quarter notes. The guitar TAB staff below it shows fingerings: 2 1 2 2 1 2 | 0 2 0 2 3 2 0 2 | 1 3 1 1 3 1.

Second system of the first exercise. The treble clef staff continues the melody. The guitar TAB staff shows fingerings: 2 1 2 2 1 2 | 2 2 2 2 0 2 | 3 1 3 2 0 2.

Third system of the first exercise. The treble clef staff continues the melody. The guitar TAB staff shows fingerings: 1 3 1 1 0 1 | 2 1 2 2 1 2 | 2 2 2 2 0 2.

Fourth system of the first exercise. The treble clef staff concludes the piece. The guitar TAB staff shows fingerings: 3 1 3 2 0 2 | 1 3 1 1 0 1 | 2 1 2.

ЭТЮД

Умеренно

А. Иванов-Крамской

First system of the second exercise. The treble clef staff shows a melody in 3/4 time with eighth notes and quarter notes. The guitar TAB staff below it shows fingerings: 1 0 0 1 | 2 1 0 0 1 | 2 2 0 2 2 | 2 2 2 0 2 2.

Musical notation system 1: Treble clef, key signature of three sharps (F#, C#, G#), and a 7/8 time signature. The melody consists of eighth notes with a dotted quarter note. The bass line is a simple bass clef with fret numbers. Dynamics include piano (p.) and accents.

T	0	2	0	2	0	2	0	1	0	0	0	1	2	1	0	0	0	1
A																		
B	1							2					2					

Musical notation system 2: Treble clef, key signature of three sharps (F#, C#, G#), and a 7/8 time signature. The melody consists of eighth notes with a dotted quarter note. The bass line is a simple bass clef with fret numbers. Dynamics include piano (p.) and accents.

T	2	0	2	0	2	0	2	0	0	0	3	0	0	2	0	0	3	0	0
A																			
B	2							1	2				0				2		

Musical notation system 3: Treble clef, key signature of three sharps (F#, C#, G#), and a 7/8 time signature. The melody consists of eighth notes with a dotted quarter note. The bass line is a simple bass clef with fret numbers. Dynamics include piano (p.) and accents.

T	1	0	0	1	0	0	0	0	0	1	0	0	0	1	0	2	0	1	0	1	0
A																					
B								3					3								

Musical notation system 4: Treble clef, key signature of three sharps (F#, C#, G#), and a 7/8 time signature. The melody consists of eighth notes with a dotted quarter note. The bass line is a simple bass clef with fret numbers. Dynamics include piano (p.) and accents.

T	0	2	0	2	0	2	0	1	0	0	0	1	2	1	0	0	0	1
A																		
B	1							2					2					

Musical notation system 5: Treble clef, key signature of three sharps (F#, C#, G#), and a 7/8 time signature. The melody consists of eighth notes with a dotted quarter note. The bass line is a simple bass clef with fret numbers. Dynamics include piano (p.) and accents.

T	2	0	2	0	2	0	2	2	1	0	0	0	1									
A																						
B	2							1	2				2									0

Прелюдия

Спокойно

В. Калинин

3 0 0 0 0 3 0 0 :||: 0 1 0 0 1 0 1 0 :||: 2 1 2 2 1 1 2 :

3 0 0 0 0 3 0 0 :||: 1 0 0 0 1 0 0 0 :||: 0 1 0 0 1 0 1 0 :

0 1 2 2 1 1 0 | 2 1 2 2 1 1 2 | 3 0 0 0 3 0 0 | 3 0 0 0 3

Прелюдия

Не торопливо

М. Каркасси

0 3 0 0 3 0 0 3 0 0 3 0 | 1 0 1 1 0 1 1 0 1 0 1

1 2 1 2 1 1 0 2 0 0 2 0 | 0 3 0 0 3 0 1 3 1 2 1 3 1

Медленно **Прелюд** М. Каркасси

Прелюд

Не спеша

М. Каркасси

Прелюд

Неторопливо

М. Каркасси

0 0 3 0 0 0 0 0 2 1 2 1 2 1 2 1

4 2 4 4 2 4 2 4 2 0 0 0 0 0 0 0

0 1 0 1 0 1 0 1 0 2 1 0 2 1 2 1 2 1 3 0

0 0 0 0 0 2 0 2 0 0 0 0 0 0 2 0

ЭТЮД

Торжественно

М. Джулиани

First system of musical notation. The treble clef staff contains a melodic line with eighth-note patterns and rests. The guitar tablature below shows fingerings for strings T, A, and B. The first measure has a triplet of eighth notes on the B string (3 2 3) and a quarter note on the A string (0). The second measure has a quarter note on the A string (0) and a triplet of eighth notes on the B string (3 2 3). The third measure has a quarter note on the A string (0) and a triplet of eighth notes on the B string (3 2 3). The fourth measure has a quarter note on the A string (0) and a triplet of eighth notes on the B string (3 2 3).

Second system of musical notation. The treble clef staff continues the melodic line. The guitar tablature shows fingerings for strings T, A, and B. The first measure has a quarter note on the A string (0) and a triplet of eighth notes on the B string (3 2 3). The second measure has a quarter note on the A string (0) and a triplet of eighth notes on the B string (3 2 3). The third measure has a quarter note on the A string (0) and a triplet of eighth notes on the B string (3 2 3). The fourth measure has a quarter note on the A string (0) and a triplet of eighth notes on the B string (3 2 3).

Third system of musical notation. The treble clef staff continues the melodic line, introducing a sharp sign (#) on the eighth note in the second measure. The guitar tablature shows fingerings for strings T, A, and B. The first measure has a quarter note on the A string (0) and a triplet of eighth notes on the B string (3 2 3). The second measure has a quarter note on the A string (0) and a triplet of eighth notes on the B string (3 2 3). The third measure has a quarter note on the A string (0) and a triplet of eighth notes on the B string (3 2 3). The fourth measure has a quarter note on the A string (0) and a triplet of eighth notes on the B string (3 2 3).

Fourth system of musical notation. The treble clef staff continues the melodic line. The guitar tablature shows fingerings for strings T, A, and B. The first measure has a quarter note on the A string (0) and a triplet of eighth notes on the B string (3 2 3). The second measure has a quarter note on the A string (0) and a triplet of eighth notes on the B string (3 2 3). The third measure has a quarter note on the A string (0) and a triplet of eighth notes on the B string (3 2 3). The fourth measure has a quarter note on the A string (0) and a triplet of eighth notes on the B string (3 2 3).

Fifth system of musical notation. The treble clef staff concludes the piece with a final chord. The guitar tablature shows fingerings for strings T, A, and B. The first measure has a quarter note on the A string (0) and a triplet of eighth notes on the B string (3 2 3). The second measure has a quarter note on the A string (0) and a triplet of eighth notes on the B string (3 2 3). The third measure has a quarter note on the A string (0) and a triplet of eighth notes on the B string (3 2 3). The fourth measure has a quarter note on the A string (0) and a triplet of eighth notes on the B string (3 2 3).

ЭТЮД

Подвижно, легко

Ф. Карулли

First system of musical notation. The treble clef staff contains a melodic line with eighth-note patterns. The guitar tablature below it shows fingerings: 2 0 0 1 0 0 2 1 0 0 | 2 2 2 2 2 2 2 2 0.

Second system of musical notation. The treble clef staff continues the melodic line. The guitar tablature shows fingerings: 2 0 2 2 2 2 2 2 2 | 0 0 0 0 0 0 0 0 0 | 1 2 1 2 2 1 2 1 0.

Third system of musical notation. The treble clef staff continues the melodic line. The guitar tablature shows fingerings: 0 4 0 4 0 4 0 4 0 | 0 0 0 0 0 0 0 0 0 | 0 1 1 1 1 2 2 2 2.

Fourth system of musical notation. The treble clef staff concludes the melodic line with a final chord. The guitar tablature shows fingerings: 2 0 2 2 0 2 2 2 0 2 | 0 0 0 0 0 0 0 0 0 | 2 2 1 2 2 2 2 0 0.

ЭТЮД

Х. Саггерас

First system of the first exercise. Treble clef, 4/4 time. The melody features eighth notes with triplets and slurs. The guitar TAB below shows fret numbers for strings T, A, and B.

Second system of the first exercise. Treble clef, 4/4 time. The melody continues with eighth notes, triplets, and slurs. The guitar TAB continues with fret numbers.

Third system of the first exercise. Treble clef, 4/4 time. The melody concludes with a double bar line. The guitar TAB ends with a final fret number.

Спокойно

ЭТЮД

Х. Саггерас

First system of the second exercise. Treble clef, 3/4 time. The melody consists of quarter notes with slurs. The guitar TAB shows fret numbers for strings T, A, and B.

Second system of the second exercise. Treble clef, 3/4 time. The melody continues with quarter notes and slurs. The guitar TAB continues with fret numbers.

фл.

7 0 0 0 0 0 2 0 0 0 3 2 2 5 2 2 2 0 3 0 12

Вальс

Умеренно

В. Калинин

0 1 1 3 0 0 0 1

0 1 1 3 0 1 2 0

0 0 0 1 1 0 2 1 3 0

0 1 1 3 0 1 2 0

Прелюдия

М. Каркасси

Не спеша

The first system of the prelude consists of a treble clef staff in 4/4 time and a guitar TAB staff. The treble staff contains a melodic line with eighth notes and quarter notes, including a key signature change to one sharp (F#) in the second measure. The TAB staff shows the corresponding fretting for the strings, with fingerings indicated by numbers 1-3 and 0 for open strings.

The second system continues the melodic line from the first system. The treble staff shows the continuation of the eighth-note and quarter-note patterns. The TAB staff provides the fretting and fingering for these notes, including triplets and fingerings like 1, 2, 3.

The third system continues the piece, featuring a key signature change to two sharps (F# and C#) in the second measure. The treble staff shows the melodic progression, and the TAB staff shows the corresponding fretting and fingerings.

The fourth system concludes the prelude. The treble staff shows the final melodic phrases, ending with a whole note chord. The TAB staff shows the final fretting and fingerings, including a final 0 for an open string.

ЭТЮД

101

Не спеша

М. Джулиани

1 0 0 0 1 0 3 0 0 0 3 0 0 1 0 3 0 0 0 0 0 0

1 3 0 0 0 0 0 0 0 0 1 0 3 2 2 2 0 0 1 0 2 3

3 0 0 0 0 3 0 0 0 0 0 3 1 0 3 0 2 0 1 3 2 3 2

0 0 0 0 3 1 1 2 2 2 3 1 0 2 2 2 0 3 2 0 1 3 3 3

Аллегретто

Напевно

Ф. Сор

T	0	0	1	0	0	3	0	0	0	0	0	0	0	0	0	3	0	0	0	3	4
A																					
B	3		0			2					3		0			2					

T	0	0	3	0	0	2	0	0	3	0	0	1	0	0	0	0	0	0	0	0	3	2	1
A																							
B	3		2			1		2				0	2	4	0	0	0	0	0	0	2		0

T	0	0	1	0	0	3	0	0	0	0	0	0	0	1	0	0	0	0	0	0	3	0	0	0	3	4
A																										
B	3		0			2						3		0							2					

T	0	0	3	0	0	2	0	0	3	0	4	0	0	1	3	2	0	2	3	0	0	0	0	0	0	
A																										
B	3		2			1		2				3		0							0		0	0	2	3

Модерато

103

М. Каркасси

Легко

First system of musical notation. The top staff is a treble clef with a 2/4 time signature. The music consists of a series of eighth-note chords and single notes. The guitar tablature below shows fingerings: 2, 2 1 2 0, 2 1 0 0 0 0, 1 0 0 0 0 0, 2 1 0 0.

Second system of musical notation. The top staff continues the melody. The guitar tablature below shows fingerings: 2 1 2 0, 2 1 0 0 0 0, 2 1 2 0 0 0 0 0, 1 0 0 0.

Third system of musical notation. The top staff begins with a repeat sign. The guitar tablature below shows fingerings: 3, 3 2 3 0, 2 0 1 0 0 0 0 0, 2 2 3 3 3 3.

Fourth system of musical notation. The top staff continues the melody. The guitar tablature below shows fingerings: 2 1 2 2 2 2 2, 0 0 1 1 1 1 1, 0 1 0 0 0 0 0, 1 3 2 1 0, 0 3 2 0.

Fifth system of musical notation. The top staff continues the melody. The guitar tablature below shows fingerings: 1 0 0 0, 2 1 2 0 0, 2 1 0 0 0 0 0, 1 0 1 0 0, 0 2 1 0 0.

Вальс

Грациозно Ф. Карулли

Конец

Повторить с начала до слова "Конец"

В темпе вальса

Вальс

Популярная мелодия

Обр. Й. Поврожняк

10 0 0 | 12 0 0 | 7 0 0 | 3 0 0

2 2 1 | 2 2 1 | 3 0 0 | 3 0 0

10 0 0 | 12 0 0 | 7 0 0 | 3 0 0

2 2 1 | 2 0 2 | 3 0 0 | 0 2 3

7 0 0 | 7 0 0 | 5 5 5 | 5 5 5

2 2 1 2 2 1 3 0 0 3 0 0

7 0 0 7 0 0 5 5 5 5 5 5 2 0 2 1 2 2 1 3 0 0 0 2 3

Конец

0 0 1 3 0 1 1 0 0 3 0 0 1 0 0 5 3 1 0 0 1 3 0 1


0 0 1 3 0 1 1 0 0 3 0 0 1 0 0 1 0 3 1 0 2 3

Повторить с начала до слова "Конец"


Вальс

Грациозно. 

А. Иванов-Крамской




3 1 3 0 1 0 0 3 0 0 3 1 0 3 3



1 3 0 3 1 0 1 0 0 3 0 0 0 3 1 0 0 1 0 0

Конец



1 0 8 5 0 1 0 3 0 1 7 4 0 1 0 0 3 1 2 1 0 0

 до слова "Конец"' is written below the system." data-bbox="76 750 924 938"/>

1 0 8 5 0 1 0 3 0 1 0 1 2 1 3 2 3 0 0 0 3

Повторить от знака  до слова "Конец"

Андантино

Спокойно

М. Каркасси

1 0 1 0 | 0 0 0 0 | 3 0 3 0 | 1 0 1 0

2 0 2 0 | 0 0 0 0 | 3 0 3 0 | 2 0 2 0

0 0 0 0 | 1 0 1 0 | 0 0 0 0 | 0 0 0 0 | 1 0 1 0

3 0 3 0 | 0 0 0 0 | 3 0 3 0 | 3 0 3 0 | 3 0 3 0

0 0 0 0 | 1 0 1 0 | 3 0 3 0 | 2 0 2 0 | 3 0 3 0

1 0 1 0 | 0 0 0 0 | 0 0 0 0 | 0 0 0 0 | 0 0 0 0

2 0 2 0 | 3 0 3 0 | 2 0 2 0 | 3 0 3 0

1 0 1 0 | 0 0 0 0 | 0 0 0 0 | 0 0 0 0

1 0 1 0 | 0 0 0 0 | 3 0 3 0 | 1 0 1 0 | 0 0 0 0 | 1 0 1 0 | 0 0 0 0 | 0 0 0 0 | 0 0 0 0 | 1 0 1 0

2 0 2 0 | 0 0 0 0 | 3 0 3 0 | 2 0 2 0 | 3 0 3 0 | 0 0 0 0 | 3 0 3 0 | 3 0 3 0 | 3 0 3 0 | 3 0 3 0

Экосез

109

Умеренно

М. Джулиани

The first system of music consists of a treble clef staff in 2/4 time, followed by a guitar tablature staff. The treble staff contains a melodic line with eighth notes and a key signature of one sharp (F#). The tablature staff shows fingerings for strings T, A, and B. The first measure has a 2 on the B string. The second measure has 2, 1, 2 on the A string and 0 on the B string. The third measure has 1, 0, 1, 2 on the A string and 0 on the B string. The fourth measure has 0, 3, 0, 1 on the A string and 0 on the B string. The fifth measure has 2, 1, 2 on the A string and 0 on the B string. The sixth measure has 2 on the B string.

The second system of music continues the melodic line from the first system. It ends with a double bar line and a repeat sign. The word "Конец" (End) is written to the right of the staff. The tablature staff continues with fingerings: 2, 1, 2, 0 on the A string and 0 on the B string; 1, 0, 1, 2 on the A string and 0 on the B string; 0, 3, 0, 1 on the A string and 0 on the B string; 2 on the A string and 0 on the B string.

The third system of music features a more complex melodic line with triplets and slurs. The tablature staff shows fingerings: 3, 1, 0, 1, 0 on the A string and 0 on the B string; 2, 0, 0, 0 on the A string and 3 on the B string; 3, 0, 0, 0 on the A string and 3 on the B string; 1, 0, 1, 0 on the A string and 2 on the B string.

The fourth system of music repeats the melodic line from the third system. It ends with a double bar line and a repeat sign. The word "Повторить с начала до слова 'Конец'" (Repeat from the beginning to the word 'End') is written below the staff. The tablature staff continues with fingerings: 3, 1, 0, 1, 0 on the A string and 0 on the B string; 2, 0, 0, 0 on the A string and 3 on the B string; 3, 0, 0, 0 on the A string and 3 on the B string; 1 on the A string and 2 on the B string.

Пьеса

М. Каркасси

Оживленно

0 1 0 2 0 0 0 3 1 0 1 0 1 0 1 0

2 2 1 2 2 0 0 0 0 0 0 0

0 0 0 0 0 0 0 0

3 1 0 0 1 0 1 0 0 1 2 3 1 3 1 0 1 3 4 0 1 0 3

4 2 1 2 3 0 0 0 0 0 0 0

0 0 0 0 0 0 0 0

1 0 0 0 1 0 1 0 3 1 0 2 0 2 1

0 3 2 0 2 1 2 1 0 3 1 0 2 0 2 1

0 0 0 0 0 0 0 0

0 1 0 1 0 3 1 0 3 0 1 1 1 2

2 1 0 3 2 0 2 1 1 3 2

0 0 0 0 0 0 0 0

0 1 0 1 0 1 0 1 0 1 0 1

0 2 1 3 3 2 0 2 1 2 2 2 2

3 3 0 2 0 2 2 2 0

Полька

111

М. Каркасси

Живо

3 0 1 2 3 2 2 1 1 3 0 3 1 2 0 0 3 0 1 2 3 2 2 1 1 3

0 0 0 3 0 0 0 0

3

0 3 1 2 0 3 0 0 3 0 3 0 2 0 1 2 0 3 0 3

0 0 0 0 2 0 0 0

3 3 3 2 2 0

0 0 3 0 3 0 0 3 1 2 0 0 0 1

0 0 0 0 0 0 0 0

3 3 2 2 0 3

Конец

3 0 1 1 0 0 0 0 1 3 0 1 1 3 0 1

2 0 0 0 0 0 0 0 2 0 1 3 0 1

3 3 3 3 3 3

Повторить с начала до слова "Конец"

Аллегретто

Оживленно

Ф. Карулли

3 3 3 2 2 3 3 3 0 3 1 0 3 1 0 3

0 0 1 1 0 0 0 3 0 3 0 0 2 0 3

0 0 0 3 3 2 0 3

3 3 2 2 3 3 3 2 2 0 2 0 3 2 3

0 0 1 1 0 0 0 3 3 2 0 2 0 3 3

0 0 0 3 0 0 0 3 0 0 0 0 0 0

3 1 0 3 3 0 3 1 0 3

0 2 0 0 0 0 0 2 0 0

0 0 0 0 0 0 0 0 0 0

3 0 0 3 0

0 0 0 0 3 0

3 2

2 3 0 0 1 1 2 0 0 0

1 2 3 0 0 2 0 0 0

3 0 3 3

Аллегретто

113

М. Каркасси

Оживленно

0 3 1 3 0 0 1 0 1 0 0 0 1 0 0 1 0 0 3 1 3 0

0 1 0 1 0 0 1 0 1 0 0 0 1 1 0 3 3 0

0 0 0 2 2 3 0 3 1 0 0 0 3 1 3 0 0 1 0 1

0 0 1 0 0 1 0 0 3 1 3 0 0 1 0 1 0 0 1 0 1

Лендлер

Умеренно

Й. Кюффер

The first system of musical notation consists of a treble clef staff with a key signature of two sharps (F# and C#) and a 3/4 time signature. The melody is written in eighth notes. Below the staff is a guitar tablature with two lines labeled 'Т' (top) and 'В' (bottom). The tablature contains numbers 0, 2, 3, 2, 2, 0, 0, 0, 2, 2, 2, 3, 2, 3, 2, 3, 4, 2.

The second system of musical notation continues the melody from the first system. The tablature contains numbers 0, 2, 3, 2, 0, 0, 0, 2, 2, 3, 2, 0, 3, 0.

The third system of musical notation features a repeat sign at the beginning. The melody includes some chromatic movement. The tablature contains numbers 1, 0, 0, 2, 0, 2, 2, 0, 2, 0, 1, 0, 0, 3, 0, 2, 0.

The fourth system of musical notation concludes the piece with a repeat sign. The tablature contains numbers 0, 2, 3, 2, 0, 0, 0, 2, 2, 3, 2, 0, 3, 0.

Аллегро

Скоро

М. Джулиани

First system of musical notation. The top staff is a treble clef with a melody in common time (C). The bottom staff is a guitar TAB with fret numbers: 0, 2, 1, 2, 2, 1, 2, 2, 2, 2, 2, 0, 2, 3, 0, 0, 2, 3, 2, 2, 0, 2, 2, 3, 0, 2.

Second system of musical notation. The top staff is a treble clef with a melody in common time (C). The bottom staff is a guitar TAB with fret numbers: 2, 1, 0, 1, 1, 1, 1, 2, 1, 3, 1, 2, 1, 0, 1, 2, 2, 2, 2, 1, 3, 0, 3, 1, 1, 1, 1, 3.

Third system of musical notation. The top staff is a treble clef with a melody in common time (C). The bottom staff is a guitar TAB with fret numbers: 2, 1, 0, 1, 2, 2, 2, 2, 2, 2, 0, 2, 3, 2, 2, 3, 2, 0, 2, 2, 2, 3, 2, 0, 2.

Fourth system of musical notation. The top staff is a treble clef with a melody in common time (C). The bottom staff is a guitar TAB with fret numbers: 2, 2, 1, 2, 2, 1, 2, 2, 1, 2, 2, 1, 2, 2, 2, 2, 2, 2, 0, 2, 2, 2, 2, 2, 1, 0, 1, 1, 0, 1.

Fifth system of musical notation. The top staff is a treble clef with a melody in common time (C). The bottom staff is a guitar TAB with fret numbers: 2, 1, 0, 1, 3, 0, 2, 1, 0, 1, 0, 2, 1, 0, 3, 0, 2, 1, 0, 1, 0, 0, 2, 0, 0, 0, 0, 0.

Анданте

Ф. Сор

Спокойно

0 1 0 3 1 3 0 0 1 1 0 1

3 2 0 3 0 2 2 0 3

3 0 0 0 0 0 0 1 0 1 0 3 2 1 3 0 0 1 0

2 3 3 2 1 0 3 0 2 0 3 3

2 3 0 1 0 1 1 1 0 0 3 0 3

3 0 2 0 2 0 0 0 0 0 3 0 3

1 1 0 3 1 0 3 0 0 0 0 0 1 0 1 0

2 0 0 3 2 0 3 2 0 0 0 3 2

3 2 1 3 0 0 1 0 1 3 0 1 0 0 2 3

0 3 2 3 2 3 0 3 2 0 3 3

Пьеса

117

Умеренно

А. Иванов-Крамской

0 1 2 0 1 2 1 0 3 0 1 2 0 1 2 2 1 0 1 0 3 0 1 0 1 3

Конец

1 0 2 1 2 0 1 2 0 1 3 1 0 2 1 2 0 2 3 2 1 3 2 1

0 1 3 1 2 1 1 0 3 1 2 1 0 1 3 1 2 3 2 0

Повторить с начала до слова "Конец"

2 1 1 1 0 0 2 1 0 3 1 0 3 1 0 1 0 2 1 0

Маленький испанец

В. Калинин

Ритмично

First system of musical notation. The top staff is a treble clef with a 3/8 time signature. The bottom staff is a guitar tablature with three lines labeled T (top), A (middle), and B (bottom). The tablature contains numbers 0, 1, 2, 3 representing frets.

Second system of musical notation. The top staff continues the melody. The bottom staff is a guitar tablature with three lines labeled T, A, and B.

Third system of musical notation. The top staff continues the melody. The bottom staff is a guitar tablature with three lines labeled T, A, and B.

Fourth system of musical notation. The top staff continues the melody. The bottom staff is a guitar tablature with three lines labeled T, A, and B.

Fifth system of musical notation. The top staff includes first and second endings. The bottom staff is a guitar tablature with three lines labeled T, A, and B.

Ария

119

Легко, напевно

М. Каркасси

0 1 | 3 0 0 0 | 3 0 0 3 | 2 1 0 2 | 3 0 0 1

3 2 0 | 3 2 2 0 | 0 2 0 | 3 2 0 1

3 0 0 0 | 3 0 0 3 | 2 1 0 2 | 3 3 1 0 3 0

3 2 0 | 3 2 2 0 | 0 2 0 | 3 2 0 3 3

3 0 3 | 2 0 0 2 | 3 2 0 3 0 1 | 3 0 0 0 | 3 0 0 3

2 0 2 | 0 2 0 | 0 | 3 2 0 0 | 3 2 0 3

2 1 0 2 | 3 3 1 0 3 0 1 0 1 0

0 2 0 | 3 2 0 3 3 0 1 0 0 0 1 3 0

3 2 0 | 3 3 3 3 3 3 3 3

3 1 0 | 3 0 3 0 1 0 0 3 0 1 3 0 1 0 1

0 0 | 3 2 0 3 0 3 2 0 3 0 2 0 1 0 1

2 0 3 | 3 3 3 3 3 3 3 3 3 3 3 3

Поговори со мной

Н. Рота

Певуче

First system of musical notation. The top staff is a treble clef with a 4/4 time signature. The melody consists of eighth and quarter notes. The guitar tablature below has three lines: T (Treble), A (Acoustic), and B (Bass). The fret numbers are: T: 0 2 1 2 2 1 2 | 2 1 2 | 0 5 8 | 7 5 8 5 7 5 1 3; A: 0 2 1 2 2 1 2 | 2 1 2 | 0 5 8 | 7 5 8 5 7 5 1 3; B: 0 | 0 | 0 | 0.

Second system of musical notation. The top staff continues the melody with eighth and quarter notes, including a slur. The guitar tablature has three lines: T: 0 2 1 2 | 0 5 8 | 7 5 8 5 7 5 0 | 4 | 3 | 3 2 3 0 | 3 1 4; A: 0 2 1 2 | 0 5 8 | 7 5 8 5 7 5 0 | 4 | 3 | 3 2 3 0 | 3 1 4; B: 0 | 0 | 0 | 0 | 1 | 0 | 0.

Third system of musical notation. The top staff continues the melody with eighth and quarter notes, including a slur. The guitar tablature has three lines: T: 7 7 6 7 6 4 | 5 5 5 2 1 3; A: 0 7 6 7 6 7 6 4 | 5 5 5 2 1 3; B: 0 | 0 | 0 | 0.

Fourth system of musical notation. The top staff continues the melody with eighth and quarter notes, including a slur. The guitar tablature has three lines: T: 1 0 3 1 1 0 0 | 1 | 2 1 0 1 | 5 5 4; A: 1 0 3 1 1 0 0 | 1 | 2 1 0 1 | 5 5 4; B: 0 | 0 | 0 | 0.

3 0 0 0 0 7 5 1 0 0 1 0 0 3 0 3 3 3 1 4

3 3 1 3 3 2

0 1 0 0 0 5 8 7 5 8 5 7 5 1 3 0 2 1 2 0 5 8

0 0 0 0

7 5 8 5 7 5 0 4 3 2 3 1 4 7 6 7 7 6 4

0 0 1 3 3 0 0 7 6 7 6

5 5 5 2 1 3 1 0 3 1 1 0 0 4 5 5 5 5 4 5 5 5

0 0 0 0 0 0 0 0 0 0

Летал голубь, летал сизый

РНП

Обр. В. Токарев

Умеренно

Как под горкой

123

РНП

Обр. В. Калинин

Оживленно

The first system of music features a treble clef, a key signature of three sharps (F#, C#, G#), and a 2/4 time signature. The melody consists of eighth notes: G4, A4, B4, C5, B4, A4, G4, F#4, E4, D4. The bass line consists of quarter notes: G2, C3, G2, C3, G2, C3, G2, C3. Below the staff is a guitar tablature with three lines labeled T, A, and B. The fret numbers are: T: 2 2 0 0 | 2 2 3 | 2 2 0 0 | 2 2 2; A: 0 | 0 | 0 | 0; B: 0 | 0 | 0 | 0.

The second system continues the melody and bass line from the first system. The fret numbers for the guitar are: T: 2 0 | 2 2 3 | 2 2 0 | 2 2 2; A: 0 | 0 | 0 | 0; B: 0 | 0 | 0 | 0.

The third system introduces a repeat sign and two endings. The melody has a repeat sign at the beginning and ends with a repeat sign and a fermata. The first ending leads back to the start of the system, and the second ending leads to a whole note chord. The fret numbers for the guitar are: T: 2 0 | 2 3 | 2 0 | 2 0 | 2; A: 2 1 | 2 4 | 2 1 | 2 1 | 2; B: 0 0 | 0 0 | 0 0 | 0 0 | 0.

The fourth system continues the melody and bass line with a repeat sign and two endings. The fret numbers for the guitar are: T: 2 0 0 | 2 0 3 2 | 2 0 0 0 | 2 0 0 0 | 0; A: 2 1 0 | 2 0 2 | 2 1 0 | 2 1 0 | 2; B: 0 0 | 0 0 | 0 0 | 0 0 | 0.

Да, в огороде

РНП

Умеренно

Обр. В. Токарев

First system of musical notation for 'Да, в огороде'. It consists of a treble clef staff with a key signature of one sharp (F#) and a 2/4 time signature. The melody is written in eighth notes. Below the staff is a guitar TAB with fret numbers: 5 2 5 | 2 0 3 | 5 2 5 | 2 0 3 | 2 0 3 | 2 0 3 | 2 0 3 | 2 0 3.

Second system of musical notation for 'Да, в огороде'. It continues the melody from the first system. The guitar TAB for this system is: 3 2 3 3 2 3 | 2 0 2 3 2 3 | 3 2 3 3 2 3 | 2 0 2 3 2 3.

Third system of musical notation for 'Да, в огороде', ending with a double bar line. The guitar TAB for this system is: 0 2 0 0 3 0 | 2 0 2 3 | 0 2 0 0 3 0 | 2 0 2 3 0.

Во сыром бору тропина

РНП

Умеренно

Обр. В. Токарев

First system of musical notation for 'Во сыром бору тропина'. It consists of a treble clef staff with a key signature of one sharp (F#) and a 2/4 time signature. The melody is written in eighth notes. Below the staff is a guitar TAB with fret numbers: 0 0 0 | 3 1 3 0 | 0 0 0 | 3 1 3 0 | 1 3 1 0 1 0 | 2 2 2 0.

1 3 1 0 1 0 | 2 2 2 | 2 1 0 1 0 1 | 3 3 1 0 1 | 2 1 0 1 0 1

0 0 | 0 | 3 0 0 | 2 1 0 1 0 1

3 3 1 1 | 1 1 0 0 | 1 1 1 1 | 1 1 0 0 | 1 1

3 0 2 | 0 | 0 3 | 0 4 | 0 0

Степь да степь кругом

Спокойно РНП

0 2 0 | 2 3 0 | 0 0 1 0 | 0 0 | 2 0

3 2 0 | 1 | 3 2 0 | 3 | 0 0 | 0 0

0 0 1 | 2 3 0 | 3 1 2 | 0 0 | 3 1 2

0 0 1 | 1 | 3 3 | 3 | 3

0 0 3 | 1 0 0 | 1 0 3 | 0 3

3 0 0 | 0 0 0 | 3 2 0 | 3

Тонкая рябина

РНП

Умеренно, певуче

Обр. В. Калинин

First system of musical notation for 'Тонкая рябина'. It consists of a treble clef staff with a 3/4 time signature and a guitar tablature below. The melody is in G major. The tablature shows fingerings for strings T, A, and B.

T			1	0	1	1	0			1	0	0
A	2			2			3	2		2	2	1
B	0	2		3			3	3	2	3	3	0

Second system of musical notation for 'Тонкая рябина'. It continues the melody with a repeat sign. The tablature shows fingerings for strings T, A, and B.

T	3	1				1	0	5	2	3	3	1	3	3	3
A			2		2	2	2	2	2	0		3	2	2	2
B	0			3			0	0	0			0			2

Third system of musical notation for 'Тонкая рябина'. It includes first and second endings. The tablature shows fingerings for strings T, A, and B.

T	3	0	1	0		3	0								
A		2			1	3	2								
B	0			2			0	2	2	3	2	3			0

То не ветер ветку клонит

РНП

Умеренно

Обр. О. Зубченко

First system of musical notation for 'То не ветер ветку клонит'. It consists of a treble clef staff with a 2/4 time signature and a guitar tablature below. The melody is in G major. The tablature shows fingerings for strings T, A, and B.

T		1	3	0	3	1	0	3	1	0	1	2	1	3	0	3	1	0	3	1	0	2	2	1	0
A	2			2	3		1				2	2		0					0			2	2		
B	0	0		2	3			0			0	3	0	3		3			0			0			0

5 3 1 0 1 3 3 3 5 0 3 1

0 2 0 2 0 0 3 0 3 3

0 1 3 0 3 1 0 3 1 0 2 2 1 0 2 0

Сулико

Грузинская народная песня
По обр. А. Онегина

Умеренно

0 0 2 3 0 2 3 0 4 4 4 4 4 7 4 5 5

0 0 0 0 0 4 0 0 0 7 2 0 0

5 5 4 5 7 5 4 2 4 0 2 0 2 2 0 0 3 0 3 2 2

0 0 2 0 2 2 2 0 4 2 0 0 0

Вечер на дворе

УНП

Обр. В. Калинин

Умеренно

0 0 0 | 4 2 1 | 1 0 | 0 0 | 0 0 | 4 2 1 | 1 0

0 0 | 0 0 | 2 1 | 2 0 0 | 0 0 | 4 0 | 2 1

3 2 0 | 4 0 | 2 3 0 2 | 0 0 0 | 0 0 0 | 0 0 0 | 4 2 1

2 0 0 | 0 0 | 2 4 | 1 0 | 2 0 0 | 0 0 0 | 4 0

1 0 | 0 0 0 | 0 0 0 | 4 2 1 | 1 0 | 0 0 0 0 | 0 0 0 0

2 1 | 2 0 0 | 0 0 | 0 2 1 | 2 1 | 2 0 0 | 0 2 0 0

1 2 2 2 | 0 2 0 3 0 | 0 0 1 0 | 0 0 0 0 | 1 2 2 2

0 2 3 2 | 2 1 2 3 | 2 0 0 0 | 0 2 0 0 | 0 2 3 2

First system of musical notation. The treble clef staff shows a melody in G major (one sharp). The guitar tablature staff shows fret numbers for strings T, A, and B. The notation includes a *p.* dynamic marking and a *tr.* (trill) marking over the second measure.

T	0	2	0	2	4	0	0	0	3	0	3	0	3	2	0	2
A		1	2			0					0					0
B	2					0					0					2

Second system of musical notation. The treble clef staff continues the melody. The guitar tablature staff shows fret numbers. The notation includes a *p.* dynamic marking and a *tr.* (trill) marking over the second measure.

T	2			3	2	0	0	0	0	0	0	0	0	0	1	2
A		1	2			0			2	0	2	0	2			1
B	2					0									4	0

Third system of musical notation. The treble clef staff continues the melody. The guitar tablature staff shows fret numbers. The notation includes a *p.* dynamic marking and a *tr.* (trill) marking over the second measure.

T	0	2	2	2	4	2	0	0	0	0	0	0	0	0	0	2
A		1		1		4			2	0	0				2	2
B	2					4	0	2	2							0

Fourth system of musical notation. The treble clef staff continues the melody. The guitar tablature staff shows fret numbers. The notation includes a *p.* dynamic marking and a *tr.* (trill) marking over the second measure.

T		2	0	1	0	1	0	2	2	2	4	2	2	0	0	0
A								1		1		4				0
B	2						2							0	2	2

Прелюд

Умеренно

М. Каркасси

0 0 0 | 0 0 0 | 0 0 0 | 0 0 0 | 0 0 0

0 0 0 | 2 2 2 | 3 3 3 | 2 2 2 | 2 2 2

1 1 1 | 2 2 2 | 4 4 4 | 2 2 2 | 0 0 0

0 | 0 | 0 | 0 | 1

0 0 0 | 2 2 2 | 3 3 3 | 1 1 1

0 0 0 | 0 0 0 | 0 0 0 | 0 0 0

1 1 1 | 2 2 2 | 0 0 0 | 0 0 0

2 | 1 | 2 | 0

0 0 0 | 0 0 0 | 0 0 0 | 0 0 0

1 1 1 | 3 3 3 | 1 1 1 | 2 2 2

0 0 0 | 1 1 1 | 2 2 2 | 0 0 0

3 | 2 | 0 | 1

0 0 0 | 4 4 4 | 0

0 0 0 | 2 2 2 | 0

1 1 1 | 2 2 2 | 1

2 | 2 | 0

ЭТЮД

Умеренно

М. Каркасси

First system of musical notation. The treble clef staff contains a sequence of chords and melodic lines. The guitar tablature below it shows fingerings: 0 0 0, 1 1 1, 2 2 2, 2, 1, 0, 0 0 0, 0 0 0, 1, 0, 0, 0 0 0, 3 3 3, 1 1 1, 1, 3, 0.

Second system of musical notation. The treble clef staff continues the sequence. The guitar tablature shows fingerings: 0 0 0, 1 1 1, 2 2 2, 2, 1, 0, 1 1 1, 0 0 0, 0, 0, 1, 0 0 0, 1 1 1, 0, 1, 0.

Third system of musical notation. The treble clef staff continues the sequence. The guitar tablature shows fingerings: 0 0 0, 3 3 3, 1 1 1, 1, 3, 0, 0 0 0, 1 1 1, 2 1, 0, 3 3 3, 2 2 2, 2 2 2, 2, 2, 3.

Fourth system of musical notation. The treble clef staff concludes the sequence. The guitar tablature shows fingerings: 1 1 1, 3 3 3, 0, 2, 3, 1, 0 0 0, 1 1 1, 3 3 3, 0 0 0, 2, 1, 0, 2 2 2, 1 1 1, 2, 1, 0.

Прелюдия

А. Иванов-Крамской

Решительно

Таблатура для гитары (TAB) для первого такта:

Т		0	0	0		0	0	0		0	0	0		0	0	0
А		0	0	0		0	0	0		1	1	1		0	0	0
В	5	4	2		5	3	2		3	0	3		3	0		

Таблатура для гитары (TAB) для второго такта:

Т	0	0	0		0	0	0		1	0	0	0		0	0	0
А	0	0	0		0	0	0		0	1	1	1		2	0	
В	2			5	4	2		0	1	3			1			

Таблатура для гитары (TAB) для третьего такта:

Т	0	0	0		2	3	3	3		1	0	0	0		0	0
А	0	0	0		0	0	0	0		0	1	1	1		1	
В	2			1	2	2	0	0	0	1	3			3		

Таблатура для гитары (TAB) для четвертого такта:

Т	0	0	0		0	0	0		2	0	0					
А	0	0	0		0	0	0		0	2	0					
В	2			3	0	2		1	2	2		0				

Австрийский танец

133

Умеренно

Г. Альберт

The first system of the piece consists of five measures. The upper staff is in treble clef with a 3/4 time signature. It features a melody of eighth notes and quarter notes, with some measures containing triplets. The lower staff is a guitar tablature with six lines, showing fret numbers (0-3) and fingerings (1, 2, 3) for the strings.

The second system consists of five measures. It includes a repeat sign (double bar line with two dots) after the second measure. The notation continues with eighth and quarter notes in the upper staff and corresponding guitar fret numbers and fingerings in the lower staff.

The third system consists of five measures. The melody in the upper staff continues with eighth and quarter notes. The guitar tablature in the lower staff shows various fret positions and fingerings, including triplets.

The fourth system consists of five measures. It begins with a repeat sign. The upper staff shows a sequence of eighth and quarter notes. The lower staff provides the guitar accompaniment with fret numbers and fingerings.

The fifth system consists of four measures. The piece concludes with a final cadence in the upper staff, marked with a double bar line and repeat dots. The guitar tablature in the lower staff shows the final fret positions and fingerings.

Танец

Оживленно, весело

В. Калинин

First system of musical notation for 'Танец'. It consists of a treble clef staff with a key signature of two sharps (F# and C#) and a 2/4 time signature. The melody is written in eighth notes. Below the staff are two lines for guitar tablature, labeled 'Т' (Treble) and 'А' (Acoustic), and 'В' (Bass). The tablature includes fret numbers 0, 2, 3, and 2.

Second system of musical notation for 'Танец'. It continues the melody from the first system. The tablature includes fret numbers 2, 1, 2, 1, 2, 3, 3, 2, 0, 2, 0, 2, 0, 0, 0, 2, 2, 0, 0.

Third system of musical notation for 'Танец'. It continues the melody. The tablature includes fret numbers 0, 0, 1, 2, 0, 1, 0, 2, 2, 2, 0, 2, 0, 2, 2, 3, 3, 2, 2, 0, 0.

Маленький вальс

В темпе вальса

А. Иванов-Крамской

First system of musical notation for 'Маленький вальс'. It consists of a treble clef staff with a 3/4 time signature. The melody is written in quarter notes. Below the staff are two lines for guitar tablature, labeled 'Т' and 'А', and 'В'. The tablature includes fret numbers 0, 1, 1, 0, 3, 0, 3, 3, 1, 1, 0.

Second system of musical notation for 'Маленький вальс'. It shows two endings. The first ending is marked '1.' and the second ending is marked '2.'. The piece concludes with the word 'Конец' (The End). The tablature includes fret numbers 3, 1, 0, 3, 0, 1, 0, 0, 3, 1, 0, 2, 3.

First system of musical notation. The treble clef staff contains a melodic line with a key signature of one sharp (F#) and a 4/4 time signature. The guitar tablature staff below it shows fingerings: 2 1, 1 0, 0 3, 1 0, 1 0.

Second system of musical notation. The treble clef staff shows a first ending (1.) and a second ending (2.). The guitar tablature staff shows fingerings: 3 1, 0 2, 0 1, 1 0, 2. Below the second ending, the text "Повторить с начала до слова 'Конец'" is written.

Оживленно **ЭТЮД** К. Черни
Перел. В. Агабазова

Third system of musical notation. The treble clef staff is in 4/4 time. The guitar tablature staff shows fingerings: 0 0 3 0, 1 1 0 1, 3 3 1 3, 0 0 0 0, 0 0 3 0.

Fourth system of musical notation. The treble clef staff continues the piece. The guitar tablature staff shows fingerings: 1 1 0 1, 3 1 0 3, 1 0 1, 3 3 3 3, 0 0 0 0.

Fifth system of musical notation. The treble clef staff concludes the piece. The guitar tablature staff shows fingerings: 1 1 3 1, 0 3 0 1, 3 3 3 3, 0 0 0 0, 3 1 3 0, 1 0 1.

Одинокaя гармонь

Умеренно, с чувством

Б. Мокроусов

First system of musical notation. The treble clef staff shows a melody starting with a quarter rest, followed by quarter notes G4, A4, B4, and a dotted quarter note C5. The guitar chord diagram below shows the following fret numbers for strings T, A, and B: (2, 1), (0, 1, 2), (1, 0, 3), (1, 0, 1, 1), (2, 0), and (1, 2, 3).

Second system of musical notation. The treble clef staff continues the melody with a dotted quarter note D5, followed by quarter notes E5, F5, G5, and a dotted quarter note A5. The guitar chord diagram shows fret numbers: (2, 1, 0), (1, 2, 2), (3, 0), (1, 1, 1), (0, 0, 3), (0, 0, 1), and (3, 2, 1).

Third system of musical notation. The treble clef staff continues with a dotted quarter note B5, followed by quarter notes C6, D6, E6, and a dotted quarter note F6. The guitar chord diagram shows fret numbers: (3, 3, 1), (0, 2, 0), (1, 2, 2), (3, 0), (1, 1, 1), (0, 3, 1), and (1, 1, 1).

Fourth system of musical notation. The treble clef staff continues with a dotted quarter note G6, followed by quarter notes A6, B6, and a dotted quarter note C7. The guitar chord diagram shows fret numbers: (3, 2, 1), (3, 3, 1), (0, 2, 1), (2, 2, 3), (2, 1), and (0). The system concludes with first and second endings.

Кумпарсита

Ритмично

Х. Родригес

The first system of music consists of a treble clef staff in 4/4 time with a key signature of one sharp (F#). The melody is written in eighth notes with a '7' (breath mark) above the first and third measures. The bass line is written in a simplified notation with numbers 0-3. The guitar tablature below the staff shows fingerings for strings T, A, B, and V.

Т	0	3	0	1	2	2	3	2	1	2	0	0	0	0	0	0
А	1															
В	2															
В	2															
В	0	0	0		0											

The second system of music continues the melody and bass line from the first system. The guitar tablature shows fingerings for strings T, A, B, and V.

Т	0	3	0	1	2	2	3	2	1	2	0	0	0	0	0	0
А	1															
В	2															
В	2															
В	0	0	0		0											

The third system of music features a more complex melody with slurs and a '7' (breath mark). The guitar tablature shows fingerings for strings T, A, B, and V.

Т	1	5	4	5	4	5	4	5	1	0	5	4	5	4	5	4	5	1
А	3									1								
В	2									2								
В	0	0	0	0	0	0	0	0	0	0	0	0	0	0	0	0	0	0

The fourth system of music concludes the piece with a final melody and bass line. The guitar tablature shows fingerings for strings T, A, B, and V.

Т	0	0	3	0	3	1	0	2	1	2	1	0	3	1	0	2	1	2
А	1									2								
В	2									2								
В	2									2								
В	0	0	0	0	2	0				0								

ЭТЮД

Умеренно

А. Диабелли

First system of musical notation. The treble clef staff shows a 4/4 time signature. The melody consists of quarter notes: G4, A4, B4, C5, followed by a half note G4. The bass clef staff shows a bass line with quarter notes: G2, A2, B2, C3, followed by a half note G2. The guitar tablature below shows fingerings: 3 2 0 1 for the first measure, 1 0 for the second, 3 0 3 for the third, and 3 1 for the fourth.

Second system of musical notation. The treble clef staff continues the melody with quarter notes: D5, E5, F5, G5, followed by a half note G5. The bass clef staff continues the bass line with quarter notes: G2, A2, B2, C3, followed by a half note G2. The guitar tablature shows fingerings: 0 0 0 3 for the first measure, 0 2 1 3 for the second, 0 2 1 2 for the third, and 3 0 for the fourth.

Third system of musical notation. The treble clef staff continues the melody with quarter notes: A5, B5, C6, D6, followed by a half note G5. The bass clef staff continues the bass line with quarter notes: G2, A2, B2, C3, followed by a half note G2. The guitar tablature shows fingerings: 1 3 for the first measure, 3 2 for the second, 3 1 0 for the third, and 3 1 for the fourth.

Fourth system of musical notation. The treble clef staff concludes the melody with quarter notes: E5, F5, G5, followed by a half note G5. The bass clef staff concludes the bass line with quarter notes: G2, A2, B2, C3, followed by a half note G2. The guitar tablature shows fingerings: 0 3 1 for the first measure, 3 1 for the second, 3 0 0 for the third, and 1 0 0 for the fourth.

Вальс

139

Д. Фортеа

С движением

First system of musical notation (treble clef, 3/4 time, key signature of one sharp) and guitar tablature (T, A, B lines).

Second system of musical notation and guitar tablature.

Third system of musical notation and guitar tablature.

Fourth system of musical notation and guitar tablature.

Fifth system of musical notation and guitar tablature.

Оживленно

ЭТЮД

К. Черни

Перел. В. Агабазова

First system of musical notation. The top staff is a treble clef in 2/4 time. The bottom staff is guitar tablature with strings labeled T (Treble), A (Acoustic), and B (Bass). The music consists of four measures.

Second system of musical notation. The top staff is a treble clef. The bottom staff is guitar tablature. The music consists of four measures.

Third system of musical notation. The top staff is a treble clef. The bottom staff is guitar tablature. The music consists of four measures.

Fourth system of musical notation. The top staff is a treble clef. The bottom staff is guitar tablature. The music consists of four measures.

ЭТЮД

Плавню, не спеша

X. Саггерас

0 1 0 2 | 1 0 0 0 | 1 0 5 0 | 3 1 0 1

0 0 0 0 | 0 0 0 0 | 0 0 3 0 | 2 0 1 0 1

3 4 | 3 | 3 | 3

3 2 5 2 | 3 1 3 3 | 0 3 2 2 | 1 0 2 0 | 0 1 0 2

2 2 2 2 | 0 2 2 3 | 0 2 0 2 | 0 2 2 0 | 0 1 0 2

0 | 0 | 2 | 3 | 3 4

1 0 0 0 | 1 0 5 0 | 4 5 4 5 | 5 6 7 6

0 0 0 0 | 0 0 3 0 | 4 5 4 5 | 0 7 7 6

3 | 0 0 | 0 0 |

8 3 1 0 | 0 3 3 3 | 1 1 3 0 | 1 1 0 0

0 3 1 | 3 1 3 0 | 0 0 0 | 0 0 0

4 3 | 3 0 0 | 2 2 3 | 3

Странники

Оживленно

А. Рамирес

The first system of music consists of a treble clef staff with a 6/8 time signature and a key signature of one flat (B-flat). The melody is written in eighth notes. Below the staff are three guitar strings: Treble (T), Middle (A), and Bass (B). The fret numbers are: T: 0 3 1 3 0 0 1; A: 0 2 3 2 1 1 0 0 0 3; B: 0 3 3 2 0 1 0 2.

The second system continues the melody. The fret numbers are: T: 1 0 2 0 1 1 3; A: 0 2 3 2 2 0 1 0 2; B: 0 1 0 2 0 2 0 3 2 1 0.

The third system continues the melody. The fret numbers are: T: 0 3 2 3 0 0 1 1 3; A: 0 2 3 2 3 0 3 0 3; B: 0 2 3 2 3 0 3 2 0 1 0 2.

The fourth system concludes the piece with a double bar line. The fret numbers are: T: 1 0 2 0 1 1 3 0 0 4 5 5 5 5 5; A: 0 2 3 2 3 1 0 4 5 5 5 5 5; B: 0 3 2 0 0 0 0 0 0 0.

Пьеса

143

Изящно

М. Джулиани

3 2 1 0 3 1 3 1 0 1 3 0

3 2 0 2 3 2 0 1 3 0

1 3 0 1 3 3 2 1 0 3 1 3

0 0 2 0 0 3 2 0 2

1 0 1 3 0 2 3 1 0 2 0 1 0

3 2 0 0 1 3 3

0 1 0 3 0 3 1 0 3 1 0 2 0 3 1 2

2 3 3 2 0 3 0 0 0

0 3 3 2 1 0 3 1 3 1 3 0 1 3 0 0 1

0 2 0 3 2 0 2 0 2 0 1

3 3 2 3 0 1 3

Конец

0 1 0 | 1 0 0 0 0 0 | 0 0 | 0 0 1 | 3 0 0 1 0

1 2 | 2 | 3 | 3 2 0 | 0

0 0 0 1 0 | 1 1 0 1 0 | 0 1 | 0 1 3 1 2 0 | 2

1 2 | 2 | 0 3 2 | 0 | 0

0 1 | 1 3 | 5 0 | 1 0 | 0 3 1

1 2 4 | 5 1 | 2 0 3 1

0 0 | 0 0 0 0 | 0 0 0 0 | 0 0 0 0 | 0 0

0 0 4 0 0 | 5 0 0 7 0 0 | 8 0 0 4 0 0 | 5 0 1 0 3 0 | 2

2 4 | 5 9 | 10 4 | 5 1 3 0 | 2

0 0 | 0 0 | 0 0 | 0 0 | 0 0

Повторить с начала до слова "Конец"

Эх, дороги

Протяжно

В. НОВИКОВ

First system of musical notation for 'Эх, дороги'. It consists of a treble clef staff with a 3/4 time signature and a key signature of one sharp (F#). The melody is written in a slow, expressive style. Below the staff is a guitar tablature with strings T, A, and B labeled. The tablature includes fret numbers (0-5) and rhythmic markings (2, 3, 0, 5, 3, 2, 0).

Second system of musical notation for 'Эх, дороги'. It continues the melody from the first system. The tablature includes fret numbers (0-3) and rhythmic markings (0, 3, 2, 3, 0, 2, 3, 3, 3, 3, 0, 0, 0, 3, 0).

Чуть быстрее

Third system of musical notation for 'Эх, дороги'. The tempo is marked 'Чуть быстрее' (slightly faster). The melody is more rhythmic. The tablature includes fret numbers (0-7) and rhythmic markings (3, 3, 2, 0, 2, 3, 5, 3, 0, 7, 5, 2, 0, 0, 0).

Fourth system of musical notation for 'Эх, дороги'. It concludes the piece with a double bar line and a repeat sign. The tablature includes fret numbers (0-7) and rhythmic markings (3, 3, 2, 0, 2, 3, 7, 3, 0, 7, 2, 0, 0, 0, 0, 0, 0).

Подгорная

Сибирская плясовая

Обр. В. Калинин

Подвижно

1. 2.

Конец

1.

2.

1. 2.

Повторить с начала до слова "Конец"

Мазурка

147

Живо

Польский народный танец

First system of musical notation. The top staff is a treble clef with a 3/4 time signature. The melody consists of eighth notes. The bottom three staves are guitar tablature for strings T, A, and B. The first measure has frets 2, 1, 2 on the T string and 0 on the A and B strings. The second measure has frets 2, 1, 2 on the T string and 0 on the A and B strings. The third measure has frets 1, 0, 1, 1 on the T string and 0 on the A and B strings. The fourth measure has frets 2, 1, 0, 5 on the T string and 0 on the A and B strings.

Second system of musical notation. The top staff is a treble clef with a 3/4 time signature. The melody consists of eighth notes. The bottom three staves are guitar tablature for strings T, A, and B. The first measure has frets 2, 1, 2 on the T string and 0 on the A and B strings. The second measure has frets 2, 1, 2 on the T string and 0 on the A and B strings. The third measure has frets 1, 0, 0, 0, 1 on the T string and 0 on the A and B strings. The fourth measure has frets 2 on the T string and 0, 0 on the A and B strings.

Third system of musical notation. The top staff is a treble clef with a 3/4 time signature. The melody consists of eighth notes. The bottom three staves are guitar tablature for strings T, A, and B. The first measure has frets 5, 6, 6 on the T string and 0 on the A and B strings. The second measure has frets 0, 1, 1 on the T string and 0 on the A and B strings. The third measure has frets 3, 0, 4, 1 on the T string and 0 on the A and B strings. The fourth measure has frets 2, 0, 1, 3, 0 on the T string and 0 on the A and B strings.

Fourth system of musical notation. The top staff is a treble clef with a 3/4 time signature. The melody consists of eighth notes. The bottom three staves are guitar tablature for strings T, A, and B. The first measure has frets 5, 6, 6 on the T string and 0 on the A and B strings. The second measure has frets 0, 1, 1 on the T string and 0 on the A and B strings. The third measure has frets 3, 0, 4, 1 on the T string and 0 on the A and B strings. The fourth measure has frets 2 on the T string and 0, 0 on the A and B strings.

Чернобровый, черноокий

Оживленно РНП

The score for 'Чернобровый, черноокий' is written in 2/4 time with a key signature of one sharp (F#). It consists of two systems. The first system has 8 measures, and the second system has 8 measures. The melody is in the treble clef, and the bass line is in the bass clef. The bass line includes fret numbers for guitar.

Т	2	2	2	0 1	0 1 0	2	1	1	0 1	1	0	3	0	0	3 1 0
А	0	0	0	0	0	0	2	3	3	3	3	0	0	1	0
В	0	0	0	0	0	0	0	3	3	3	3	3	0	0	0

Оживленно **Куманечек** РНП
Обр. В. Калинин

The score for 'Куманечек' is written in 2/4 time with a key signature of two sharps (F# and C#). It consists of two systems. The first system has 8 measures, and the second system has 8 measures. The melody is in the treble clef, and the bass line is in the bass clef. The bass line includes fret numbers for guitar. The piece ends with the word 'Конец'.

Т	2	0	3 3	2 2	0 0 0	2 2 2	3 3	2 2	0 0 0	2	2 2	0	0 0	2	2 2
А	0	0	4 4	2 2	1	2 2	4 4	2 2	1	0 0	2	2	1	2	2
В	0	0	0	0	0 4	0 0	0	0	0 4	0 4	0	0	4 2	0	0

Конец

1. 2.

Повторить от знака до слова "Конец"

TAB

2	0	0	0	0	0	2	0	0	0	0	0	0	0
3	2	0	3	2	2	3	2	0	3	2	2	2	2
2	2	1	1	2	2	2	2	1	1	2	2	2	2
0	0	0	0	0	0	0	0	2	0	0	0	0	0

Среди долины ровныя

РНП
Обр. О. Крохи

Не спеша

TAB

2	2	2	2	1	0	2	0	1	2	2	2	2	0	2	0	3	1
0	2	2	2	0	0	0	2	2	2	2	0	2	2	0	2	0	0
0	0	0	0	0	0	0	0	0	0	0	0	0	0	0	0	0	0
0	0	0	0	0	0	0	0	0	0	0	0	0	0	0	0	0	0

TAB

0	1	0	0	3	1	0	3	3	0	0	1	0	0	0	0	0	0
1	0	0	1	5	3	1	4	4	1	0	2	2	2	2	1	0	0
3	2	3	2	0	0	0	0	0	2	0	0	0	0	0	0	0	0
0	0	0	0	0	0	0	0	0	0	0	0	0	0	0	0	0	0

1. 2. Для окончания

TAB

2	2	3	0	2	3	2	2	2	3	0	2	2	2	3	0	0	0
0	2	3	0	2	3	0	0	2	3	0	2	0	2	3	0	0	0
0	0	0	0	0	0	0	0	0	0	0	0	0	0	0	0	0	0
0	0	0	0	0	0	0	0	0	0	0	0	0	0	0	0	0	0

Оживленно

Аннушка

Чешская народная песня

Перел. В. Яшнева

First system of musical notation for 'Аннушка'. It consists of a treble clef staff with a 3/4 time signature and a key signature of one sharp (F#). The melody is written in eighth notes. Below the staff is a guitar tablature with strings T, A, and B. The tablature for the first system is: T: 3 3 0 1 | 3 3 1 3 | 3 5 7 | 8 7 5 8 | 3 3 0 1 | 3 3 1 3; A: 0 | 0 | 0 | 5 | 0 | 0; B: 3 | 0 | 0 | 0 | 3 | 0.

Second system of musical notation for 'Аннушка'. It continues the melody from the first system. The tablature for the second system is: T: 3 5 7 | 8 | 0 0 0 0 | 1 1 3 | 1 1 0 1; A: 0 | 5 | 5 | 3 | 0 | 0; B: 0 | 0 | 3 | 0 | 0 | 0.

Конец

Конец



Third system of musical notation for 'Аннушка'. It concludes the piece with a double bar line and repeat dots. The tablature for the third system is: T: 3 3 0 | 0 0 0 3 | 0 1 1 3 | 3 1 3 | 1; A: 0 | 0 | 0 | 0 | 0 | 0; B: 3 | 3 | 0 | 0 | 2 | 3.

Что так скучно, что так грустно

Свободно

First system of musical notation for 'Что так скучно, что так грустно'. It features a treble clef staff with a 4/4 time signature and a key signature of one sharp (F#). The melody is written in eighth notes. Below the staff is a guitar tablature with strings T, A, and B. The tablature for the first system is: T: 0 | 1 | 0 | 1 | 3 | 1 | 0; A: 2 2 2 2 | 2 2 2 2 | 1 0 2 0 | 0; B: 0 2 2 2 | 0 2 2 2 | 3 2 0 0 | 3.

РНП

Обр. О. Крохи

Second system of musical notation for 'Что так скучно, что так грустно'. It continues the melody from the first system. The tablature for the second system is: T: 0 1 0 1 | 0 1 3 1 0 | 3 | 0 0 0; A: 1 0 2 0 | 1 0 0 0 | 0 | 0 0 0; B: 3 2 3 | 3 3 | 3 | 0 2 2 0 0.

T 1 1 1 0 3 1 | 0 1 2 2 1 | 2 0 1 3 0
 A 2 2 2 2 2 1 | 2 2 2 2 1 | 2 2 3 2 1
 B 0 2 3 3 0 2 | 0 2 0 2 2 1 | 0 3 2 2 0

T 0 0 3 3 1 1 0 0 | 1 1 3 3 0 1 | 0 1 0
 A 2 2 4 4 2 2 1 1 | 2 2 4 4 2 0 1 | 1 1 0
 B 0 2 3 2 0 0 3 | 0 0 2 2 0 3 | 3 2 0 3

T 3 1 0 3 3 0 1 0 3 1 0
 A 1 3 1 3 0 1 2 3 1 0 1
 B 2 0 3 2 0 0 0 2 2 1 0
 3 2 0 0 2 3 0 2 3 0 2 1

T 0 0 1 3 0 2 3
 A 1 2 2 3 2 1 2 2 2 3 2
 B 2 2 4 0 0 3 2 0 0 2 3 2 0

Во поле береза стояла

РНП

Умеренно, певуче

Обр. А. Иванова-Крамского

T	5	5	5	5	3	1	1	0	5	5	3	5	3	3	1	1	0	
A	5	5	5	5	4	2	2	2	5	5	5	5	4	4	2	2	2	
B								0								0	2	2

T	0	1	3	1	1	0	0	1	3	0	1	1	0	0
A		2	4	2	2	2	2	2	4	2	2	2	2	2
B	2					2	0	2					2	2

T	0	0	0	0	3	0	0	0	0	3	0	3	0	0
A	1	1	1	1	1	2	1	2	2	2	2	2	2	2
B	0	2			2	3	2	0	0	2		2	3	2


T	0	1	3	1	0	0	0	1	3	1	0	0	0
A	1	2	4	2	1	2	2	2	2	2	2	1	2
B	2				2		0	0	2	3	3	2	2


Калинка

153


РНП

Обр. В. Калинин

Живо 




Т 5 3 0 1 3 0 1 3 1 0 2 5 5
А 5 4 1 2 4 1 2 4 2 1 2 5 5
В 0 0 0 0 0 0 0 0 0 0 0 0 0





1. 2.
Конец

Т 3 1 0 1 3 0 1 3 1 0 2 5 5
А 4 2 1 2 4 1 2 4 2 1 2 5 5
В 0 0 0 0 0 0 0 0 0 0 0 0 0



Т 0 3 1 0 0 3 1 0 3 1
А 0 0 0 3 0 0 0 3 0 0
В 3 0 3 2 3 2 3 0 3 2 3 2



1. 2.
Повторить от знака  до слова "Конец"

Т 2 2 0 3 1 0 0 3 1 0 0 5
А 3 0 0 0 3 2 0 0 0 0 0 5
В 1 0 3 2 3 0 3 0 3 0 0 0

Частушка

Не спеша

Обр. В. Калинин

The first system of music features a treble clef, a key signature of one sharp (F#), and a 2/4 time signature. The melody consists of eighth-note chords. The guitar tablature below the staff shows fingerings for strings T, A, and B.

T	0	0	2	0	0	0	3	3	2	2	3	2	0	0	2	0
A	1	1	1	1	0	0	0	0	0	0	0	0	0	0	0	0
B	0	0			0	0	0	0	2	2			0	0	0	0

The second system continues the melody with two first and second endings. The first ending leads back to the beginning of the system, while the second ending concludes with a final chord. The guitar tablature is provided for both endings.

T	0	2	3	0	0	2	3	0	0	2	0	0	0	2	0
A	1	1	0	3	1	1	0	3	1	0	1	0	0	0	0
B	0	0	0	1	2	0	0	1	2	0	2	0	0	2	0

Подражая балалайке

The third system is a rhythmic exercise titled 'Подражая балалайке' (Imitating a balalaika). It features a complex, repetitive eighth-note pattern. The guitar tablature includes up-bow and down-bow markings for the strings.

T	0	0	0	0	2	2	0	0	0	0	0	3	3	3	3	2	2	2	2	3	3	2	2	0	0	0	0	2	2	0	0
A	1	1	1	1	1	1	1	1	0	0	0	0	0	0	0	0	0	0	0	0	0	0	0	0	0	0	0	0	0	0	0
B	0	0	0	0	0	0	0	0	0	0	0	0	0	0	0	0	0	0	0	0	0	0	0	0	0	0	0	0	0	0	0

The fourth system continues the melody with two first and second endings, similar to the second system. The guitar tablature is provided for both endings.

T	0	1	2	3	0	0	1	2	3	0	0	0	2	0	0	2	0
A	1	2	1	0	3	1	2	1	0	3	1	0	0	1	0	0	0
B	0	0	0	0	1	0	0	0	0	0	0	0	0	0	2	0	0

Дивлюсь я на небо

155

УНП

Обр В. Коновалова

Не спеша

2 | 1 3 | 0 4 0 | 0 0 1 | 0 3 | 3 0 3

0 2 | 2 2 | 1 1 | 0 1 | 0 2 | 0 2 | 3

3 5 | 5 3 1 | 1 0 0 | 0 2 4 | 5 4 5 | 7 8 7

0 0 | 0 0 | 0 2 | 1 2 4 | 5 4 5 | 7 9

3 2 | 2 0 | 3 2 | 0 | 0 | 0 7

7 5 | 5 | 5 3 1 | 1 0 1 | 0 0 1

6 6 5 | 3 2 | 1 1 1 | 0 0 1

8 3 | 0 | 0 2 2 | 0 1 2

1. 2. | 0 2 4 | 5

1 1 4 3 | 5

2 2 4 | 5

0 0 | 0

Барыня

Русская плясовая
Обр. В. Калинин

Весело

1. 2.

1. 2. Конец

Повторить с начала до слова "Конец"

Венгерская мелодия

157

Э. Шентирмай

Перел. П. Вещицкий

Медленно, выразительно

The first system of musical notation consists of a treble clef staff with a key signature of one sharp (F#) and a 4/4 time signature. The melody is written in a slow, expressive style. Below the staff are three lines of guitar tablature labeled T, A, and B, corresponding to the Treble, Alto, and Bass strings. The tablature uses numbers 0-4 to indicate fret positions and includes some triplets.

The second system continues the melody from the first system. It features a treble clef staff with a key signature of one sharp and a 4/4 time signature. The guitar tablature below shows various fretting techniques, including triplets and fingerings.

The third system continues the melody. It features a treble clef staff with a key signature of one sharp and a 4/4 time signature. The guitar tablature below shows various fretting techniques, including triplets and fingerings.

The fourth system concludes the melody. It features a treble clef staff with a key signature of one sharp and a 4/4 time signature. The guitar tablature below shows various fretting techniques, including triplets and fingerings.

Как ходил, гулял Ванюша

РНП

Обр. С. Кочетов

Не спеша

First system of musical notation. The top staff is a treble clef in 2/4 time. The melody consists of quarter notes: G4, A4, B4, C5, B4, A4, G4, F#4, G4, A4, B4, C5, B4, A4, G4, F#4, G4, A4, B4, C5. The bottom staff shows guitar tablature for strings T, A, and B. The first measure has frets 0, 0, 1, 2. The second measure has frets 0, 1, 2, 2. The third measure has frets 0, 0, 1, 2. The fourth measure has frets 0, 1, 2, 2.

Second system of musical notation. The top staff is a treble clef with a key signature change to one sharp (F#4). The melody consists of quarter notes: G#4, A4, B4, C5, B4, A4, G4, F#4, G4, A4, B4, C5, B4, A4, G4, F#4, G4, A4, B4, C5. The bottom staff shows guitar tablature. The first measure has frets 1, 2, 3, 2. The second measure has frets 0, 0, 1, 2. The third measure has frets 1, 2, 3, 2. The fourth measure has frets 0, 0, 1, 2. The fifth measure has frets 0, 0, 1, 2.

Third system of musical notation. The top staff is a treble clef with a key signature change to one sharp (F#4). The melody consists of sixteenth-note patterns: G#4, A4, B4, C5, B4, A4, G4, F#4, G4, A4, B4, C5, B4, A4, G4, F#4, G4, A4, B4, C5. The bottom staff shows guitar tablature. The first measure has frets 0, 0, 3, 1, 0, 0. The second measure has frets 0, 0, 0, 0, 1, 0. The third measure has frets 0, 0, 3, 1, 0, 0. The fourth measure has frets 0, 0, 0, 0, 1, 0.

Fourth system of musical notation. The top staff is a treble clef with a key signature change to one sharp (F#4). The melody consists of sixteenth-note patterns: G#4, A4, B4, C5, B4, A4, G4, F#4, G4, A4, B4, C5, B4, A4, G4, F#4, G4, A4, B4, C5. The bottom staff shows guitar tablature. The first measure has frets 1, 0, 0, 2, 0, 0. The second measure has frets 1, 0, 0, 4, 0, 3. The third measure has frets 5, 0, 1, 0, 0, 1, 0. The fourth measure has frets 2, 1, 0, 0.

System 1: Treble clef, key signature of one sharp (F#). The melody consists of eighth notes. The guitar tablature below shows fret numbers for strings T, A, and B.

T	1	0	0	0	0	0	1	0	0	4	0	3	0	5	0	1	0
A		2		2		3											2
B	0		2		0		3		0					0			0

System 2: Treble clef, key signature of one sharp (F#). The melody consists of eighth notes. The guitar tablature below shows fret numbers for strings T, A, and B.

T	0	0	1	2	0	1	2	2	0	0	1	2	0	1	2	2
A		1		2		0	1	2		1		2		0	1	2
B	0		2		2		0	2		2		2		0	2	2

System 3: Treble clef, key signature of one sharp (F#). The melody consists of eighth notes. The guitar tablature below shows fret numbers for strings T, A, and B.

T	1	2	3	2	0	0	1	2
A	2			2	1			
B	0	0		0				0

System 4: Treble clef, key signature of one sharp (F#). The melody consists of eighth notes. The guitar tablature below shows fret numbers for strings T, A, and B.

T	1	2	3	2	0	0	1	2	5
A	2			2	1			2	5
B	0	0		0				0	0

Очи черные

Выразительно

Флориан Герман и Адальдизо Феррарис

First system of musical notation for 'Очи черные'. The top staff is a treble clef with a key signature of one sharp (F#) and a 3/4 time signature. The bottom staff is a guitar TAB with fret numbers: 3 0 | 1 2 0 0 | 3 0 | 1 0 0 0.

Second system of musical notation. The top staff continues the melody. The bottom staff has fret numbers: 0 0 | 0 2 4 4 | 2 3 | 2 0 0 0.

Third system of musical notation. The top staff continues the melody. The bottom staff has fret numbers: 3 5 | 3 2 1 | 2 3 | 2 0 0 0.

Fourth system of musical notation. The top staff continues the melody. The bottom staff has fret numbers: 3 0 | 1 2 0 0 | 3 4 | 2 2 1 0.

System 1: Treble clef, key signature of one sharp (F#). The melody consists of quarter notes and eighth notes. The guitar tablature shows fret numbers for the strings T, A, and B.

T		3	0	1	2	0	0		3	0	1	0	0	0
A					2	1								
B	2			2				2	1				2	0

System 2: Treble clef, key signature of one sharp (F#). The melody continues with quarter notes and eighth notes. The guitar tablature shows fret numbers for the strings T, A, and B.

T		0	0	0	2	4	4		2	0	3	2	1	0	0
A		0			2	1			2				1		
B	0	2		2				2				3	0		

System 3: Treble clef, key signature of one sharp (F#). The melody continues with quarter notes and eighth notes. The guitar tablature shows fret numbers for the strings T, A, and B.

T		3	5	3	2	1		2	3	2	0	0	0		0
A		1				1		1							
B	3	0		0	2			2			0	0		3	0

System 4: Treble clef, key signature of one sharp (F#). The melody concludes with quarter notes and eighth notes. The guitar tablature shows fret numbers for the strings T, A, and B.

T	1	2	0	0	2	0	3	2	0	0	0				
A		2			2										
B	2	1			2			0				0			0

Цыганочка

Largo

1. 2.

TAB 5 7 5 2 1 0 1 0 9 9 7 8 7 8 7 5 0 1 0 2 5 5 0

Detailed description: This system contains the first section of the piece, marked 'Largo'. It features a treble clef and a 2/4 time signature. The melody is written in a single staff with a key signature of one sharp (F#). The bass line is provided as a guitar tablature with fret numbers 0, 5, 7, 5, 2, 1, 0, 1, 0, 9, 9, 7, 8, 7, 8, 7, 5, 0, 1, 0, 2, 5, 5, 0. The piece includes a first ending (1.) and a second ending (2.).

Moderato *accel.*

1. 2.

TAB 7 5 2 1 1 0 1 0 1 1 0 1 2 1 2 1 0 5 5 0 0

Detailed description: This system contains the second section, marked 'Moderato' with an 'accel.' (accelerando) instruction. The melody continues in the same key signature and time signature. The bass line tablature includes fret numbers 7, 5, 2, 1, 1, 0, 1, 0, 1, 1, 0, 1, 2, 1, 2, 1, 0, 5, 5, 0, 0. It also features first and second endings.

Lento poco a poco accel.

TAB 3 1 3 1 1 0 1 0 0 0 3 3 3 1 3 1 1 0 1 0 0 0 2 2 2 1 1 2 2 2 0 2 2 2 0 2 0 2 2 1 4 1 2 2 0

Detailed description: This system contains the third section, marked 'Lento' with a 'poco a poco accel.' (poco a poco accelerando) instruction. The melody is characterized by a slower tempo and a more spacious feel. The bass line tablature includes fret numbers 3, 1, 3, 1, 1, 0, 1, 0, 0, 0, 3, 3, 3, 1, 3, 1, 1, 0, 1, 0, 0, 0, 2, 2, 2, 1, 1, 2, 2, 2, 0, 2, 0, 2, 2, 1, 4, 1, 2, 2, 0.

Allegro

TAB 3 1 3 1 1 0 1 0 0 3 0 3 3 1 3 1 1 0 1 0 0 0 2 0 2 0 2 4 5 5 0 3 0 3 0 3 0 3 0

Detailed description: This system contains the final section, marked 'Allegro'. The tempo is significantly faster than the previous sections. The melody is more rhythmic and energetic. The bass line tablature includes fret numbers 3, 1, 3, 1, 1, 0, 1, 0, 0, 3, 0, 3, 3, 1, 3, 1, 1, 0, 1, 0, 0, 0, 2, 0, 2, 0, 2, 4, 5, 5, 0, 3, 0, 3, 0, 3, 0, 3, 0.

System 1: Treble clef, guitar TAB, and bass clef. Includes first and second endings.

5	7	5	5	7	5	7	8	7	5	7	5	5
6	6	6	5	5	5	9	9	9	5	5	5	5
7	7	7	5	5	5	9	9	9	5	5	5	5
0			0			0			0			0

System 2: Treble clef, guitar TAB, and bass clef.

3	1	1	1	0	0	0	3	3	3	1	1
5	3	3	3	1	1	1	4	4	4	2	2
0			0			0			0		

System 3: Treble clef, guitar TAB, and bass clef.

8	7	7	7	5	5	5	4	2	4	5	5
6	6	6	5	5	5					5	5
0			0			0				0	0

System 4: Treble clef, guitar TAB, and bass clef.

3	1		0	5		4	7		5	8	
0	0		0	0		0	0		0	0	

System 5: Treble clef, guitar TAB, and bass clef.

7	10		8	12		0	2	4	5	5	
0	0		0	0		0			0	0	